

## Article

# Synthesis and Antiproliferative Activity of 2,4,6,7-Tetrasubstituted-2*H*-pyrazolo[4,3-*c*]pyridines

 Beatričė Razmienė <sup>1,2</sup> , Eva Řezníčková <sup>3</sup>, Vaida Dambrauskienė <sup>1</sup>, Radek Ostruszka <sup>4</sup> , Martin Kubala <sup>4</sup> , Asta Žukauskaitė <sup>5,\*</sup> , Vladimír Kryštof <sup>3,6</sup> , Algirdas Šačkus <sup>1,2</sup> and Eglė Arbačiauskienė <sup>1,\*</sup> 

- <sup>1</sup> Department of Organic Chemistry, Kaunas University of Technology, Radvilėnų pl. 19, LT-50254 Kaunas, Lithuania; beatrice.razmiene@ktu.lt (B.R.); laukaityte.vaida@gmail.com (V.D.); algirdas.sackus@ktu.lt (A.Š.)
- <sup>2</sup> Institute of Synthetic Chemistry, Kaunas University of Technology, K. Baršausko g. 59, LT-51423 Kaunas, Lithuania
- <sup>3</sup> Department of Experimental Biology, Palacký University, Šlechtitelů 27, CZ-78371 Olomouc, Czech Republic; eva.reznickova@upol.cz (E.Ř.); vladimir.krystof@upol.cz (V.K.)
- <sup>4</sup> Department of Experimental Physics, Faculty of Science, Palacký University, 17. Listopadu 12, CZ-77146 Olomouc, Czech Republic; radek.ostruszka@upol.cz (R.O.); martin.kubala@upol.cz (M.K.)
- <sup>5</sup> Department of Chemical Biology, Palacký University, Šlechtitelů 27, CZ-78371 Olomouc, Czech Republic
- <sup>6</sup> Institute of Molecular and Translational Medicine, Faculty of Medicine and Dentistry, Palacký University, Hněvotínská 5, CZ-77900 Olomouc, Czech Republic
- \* Correspondence: asta.zukauskaite@upol.cz (A.Ž.); egle.arbaciauskiene@ktu.lt (E.A.)



**Citation:** Razmienė, B.; Řezníčková, E.; Dambrauskienė, V.; Ostruszka, R.; Kubala, M.; Žukauskaitė, A.; Kryštof, V.; Šačkus, A.; Arbačiauskienė, E. Synthesis and Antiproliferative Activity of 2,4,6,7-Tetrasubstituted-2*H*-pyrazolo[4,3-*c*]pyridines. *Molecules* **2021**, *26*, 6747. <https://doi.org/10.3390/molecules26216747>

Academic Editors: Vera L. M. Silva and Artur M. S. Silva

Received: 18 October 2021

Accepted: 4 November 2021

Published: 8 November 2021

**Publisher's Note:** MDPI stays neutral with regard to jurisdictional claims in published maps and institutional affiliations.



**Copyright:** © 2021 by the authors. Licensee MDPI, Basel, Switzerland. This article is an open access article distributed under the terms and conditions of the Creative Commons Attribution (CC BY) license (<https://creativecommons.org/licenses/by/4.0/>).

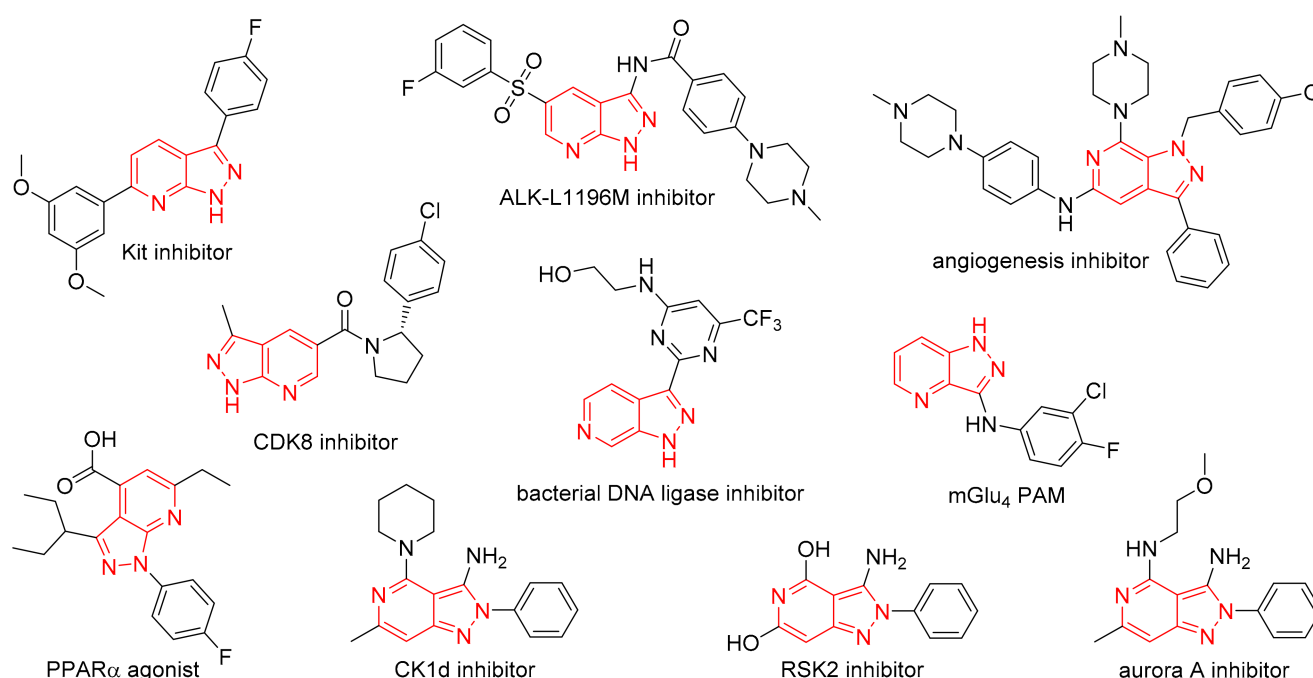
**Abstract:** A library of 2,4,6,7-tetrasubstituted-2*H*-pyrazolo[4,3-*c*]pyridines was prepared from easily accessible 1-phenyl-3-(2-phenylethynyl)-1*H*-pyrazole-4-carbaldehyde via an iodine-mediated electrophilic cyclization of intermediate 4-(azidomethyl)-1-phenyl-3-(phenylethynyl)-1*H*-pyrazoles to 7-iodo-2,6-diphenyl-2*H*-pyrazolo[4,3-*c*]pyridines followed by Suzuki cross-couplings with various boronic acids and alkylation reactions. The compounds were evaluated for their antiproliferative activity against K562, MV4-11, and MCF-7 cancer cell lines. The most potent compounds displayed low micromolar GI<sub>50</sub> values. 4-(2,6-Diphenyl-2*H*-pyrazolo[4,3-*c*]pyridin-7-yl)phenol proved to be the most active, induced poly(ADP-ribose) polymerase 1 (PARP-1) cleavage, activated the initiator enzyme of apoptotic cascade caspase 9, induced a fragmentation of microtubule-associated protein 1-light chain 3 (LC3), and reduced the expression levels of proliferating cell nuclear antigen (PCNA). The obtained results suggest a complex action of 4-(2,6-diphenyl-2*H*-pyrazolo[4,3-*c*]pyridin-7-yl)phenol that combines antiproliferative effects with the induction of cell death. Moreover, investigations of the fluorescence properties of the final compounds revealed 7-(4-methoxyphenyl)-2,6-diphenyl-2*H*-pyrazolo[4,3-*c*]pyridine as the most potent pH indicator that enables both fluorescence intensity-based and ratiometric pH sensing.

**Keywords:** antiproliferation; cell death; cross-coupling; cycloiodination; pyrazole; pyridine

## 1. Introduction

Despite being rarely found in nature, presumably due to the difficulty of forming N–N bonds in living organisms, naturally occurring pyrazoles are prominent in laboratories due to their vast variety of biological activities [1]. In current medicinal chemistry, the incorporation of a pyrazole nucleus is a common practice to develop new drug-like molecules with anti-cancer, anti-diabetic, anti-viral, anti-inflammatory, anti-bacterial, anti-fungal, anti-neurodegenerative, anti-tubercular, anthelmintic, antimalarial, and photosensitizing properties [2–10], among others, thus giving rise to a great number of approved therapeutics [11]. Besides numerous biological activities, pyrazoles have also been documented to possess dyeing and fluorescence properties [12–16], and some of them can be used as colorimetric or fluorescent probes for sensing small molecules, ions, or pH [17–28], which may have applications in in vivo imaging [29–31]. Pyrazolopyridines are among the most studied condensed pyrazole systems in organic and pharmaceutical chemistry (Figure 1). For instance,

6-(3,5-dimethoxyphenyl)-3-(4-fluorophenyl)-1*H*-pyrazolo[3,4-*b*]pyridine (APcK110) is an extensively researched Kit kinase inhibitor [32–34]. More recently, various 1*H*-pyrazolo[3,4-*b*]pyridine derivatives were reported as potent ALK-L1196M [35] and CDK8 inhibitors [36], PPAR $\alpha$  agonists [37], and antimicrobial, anti-quorum-sensing, and anticancer agents [38], while 3-amino-1*H*-pyrazolo[3,4-*b*]pyridine core was identified as a novel scaffold for MELK kinase inhibitors [39]. 2-([2-(1*H*-Pyrazolo[3,4-*c*]pyridin-3-yl)-6-(trifluoromethyl)pyrimidin-4-yl]amino)ethanol is a bacterial DNA ligase inhibitor [40], several compounds bearing 1*H*-pyrazolo[4,3-*b*]pyridin-3-amine scaffold act as positive allosteric modulators of the metabotropic glutamate receptor 4 (mGlu $_4$ ) [41,42], 3-phenylpyrazolo[3,4-*c*]pyridines were reported to possess antiproliferative activity [43], and 1-(4-methoxybenzyl)-7-(4-methylpiperazin-1-yl)-*N*-[4-(4-methylpiperazin-1-yl)phenyl]-3-phenyl-1*H*-pyrazolo [3,4-*c*]pyridin-5-amine was suggested as potential angiogenesis inhibitor [44]. Among biologically active pyrazolo[4,3-*c*]pyridines, 3-amino-2-phenyl-2*H*-pyrazolo[4,3-*c*]pyridine-4,6-diol has shown inhibitory activity against p90 ribosomal S6 kinases 2 (RSK2) [45], while 3-aminopyrazolopyridinone derivatives were demonstrated to exhibit moderate inhibitory potency against CK1d, p38a, and aurora A kinases [46].



**Figure 1.** Selected examples of biologically relevant pyrazolopyridines.

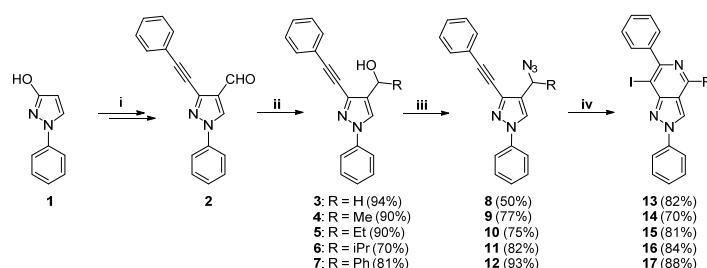
In a continuation of our work devoted to the preparation and study of the properties of various condensed and aryl coupled pyrazole derivatives [47–55], we recently reported a structure–activity relationship study on 2,4,6-trisubstituted-2*H*-pyrazolo[4,3-*c*]pyridines, several of which displayed good anticancer activity *in vitro* through arresting cell cycle in mitosis and the induction of apoptosis [54]. Inspired by these results, in the current work, we prepared a library of 2,4,6,7-tetrasubstituted-2*H*-pyrazolo[4,3-*c*]pyridines and examined the influence of an additional substituent at the 7-position on the biological and optical properties of the compounds.

## 2. Results and Discussion

### 2.1. Chemistry

1-Phenyl-3-(2-phenylethynyl)-1*H*-pyrazole-4-carbaldehyde **2**, which served as a starting material in this study, was prepared via a multi-step synthetic route from 1-phenyl-1*H*-pyrazol-3-ol **1** in accordance with a previously published procedure [56] (Scheme S1, Supplementary File). Then, primary alcohol **3** was obtained via the reduction of an alde-

hyde group [57] (Scheme 1). Sodium borohydride was chosen as a reducing agent, and the reaction was carried out in methanol at 0 °C under an argon atmosphere. The reaction mixture was protonated with an aqueous ammonium chloride solution to create primary alcohol **3** from the intermediate complex. For the synthesis of secondary alcohols **4–7**, carbaldehyde **2** was dissolved in THF and reacted with an appropriate alkyl or arylmagnesium halogenide at room temperature by adopting a previously reported procedure [58]. The reaction was carried out under an argon atmosphere with a dry solvent due to the sensitivity of Grignard reagents to air and moisture [59]. Although it is known that this kind of secondary alcohol might be unstable [51], all of them were successfully purified by column chromatography, and their structures were determined with spectroscopic data.



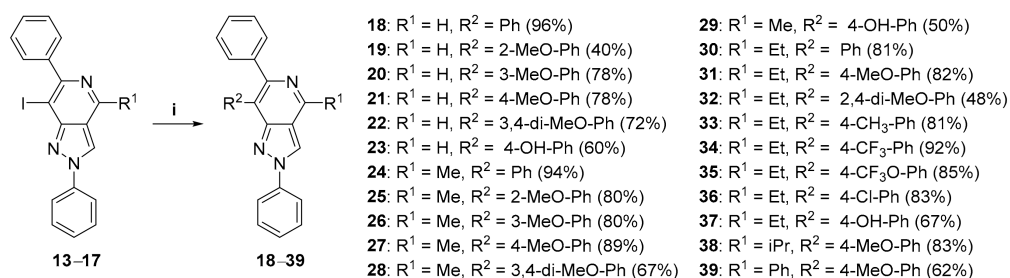
**Scheme 1.** Synthesis of 4-substituted 7-iodo-2,6-diphenyl-2H-pyrazolo[4,3-c]pyridines (**13–17**). Reagents and conditions: i: in accordance to ref. [56]; ii: NaBH<sub>4</sub> and MeOH at 0 °C for 30 min (for **3**); MeMgBr, EtMgBr, *i*PrMgCl, or PhMgBr and THF (abs.) at rt for 10 min (for **4, 5, 6** and **7**); iii: TMSN<sub>3</sub>, BF<sub>3</sub>·Et<sub>2</sub>O, and DCM at rt for 30 min; iv: K<sub>3</sub>PO<sub>4</sub> (for **13** and **17**) or NaHCO<sub>3</sub> (for **14, 15** and **16**), I<sub>2</sub>, and DCM at rt for 12 h.

The obtained alcohols **3–7** were further converted into azides **9–12**, respectively. Many methods have been developed for such a transformation, including Mitsunobu-type displacements [60,61], two-step procedures that involve a halogenated [62] or mesylated intermediate [63], the one-pot halogenation-azidation of alcohols [64], reactions with phosphitine intermediates [65], *N*-methyl-2-pyrrolidone hydrosulphate, and trimethylsilylazide (TMSN<sub>3</sub>) [51]. The latter method was chosen for the synthesis, and the reactions were performed in DCM with a catalytic amount of boron trifluoride diethyl etherate (BF<sub>3</sub>·Et<sub>2</sub>O). The reactions were carried out at room temperature under an argon atmosphere and with a dry solvent in order to protect both the boron trifluoride and TMSN<sub>3</sub> from moisture (Scheme 1). Conversion was completed in 30 minutes, and the reaction products **8–12** were furnished in 50–93% yields.

The newly synthesized azides **8–12** were further used to form the pyrazolo[4,3-c]pyridine core with iodine in the 7-position by adopting electrophilic substitution reaction conditions that were previously used to obtain 1,3,4-trisubstituted isoquinolines from 2-alkynyl benzyl azides [66]. Namely, azides **8–12** were dissolved in DCM and treated with iodine and a proper base (Scheme 1). Five equivalents of K<sub>3</sub>PO<sub>4</sub> were used for the primary azides **8** and **12**, while one equivalent of NaHCO<sub>3</sub> was used for the secondary azides **9–11**. The reactions were carried out at room temperature in the dark for 12 h, furnishing compounds **13–17** in 70–88% yields. An attempt to make use of a weaker base NaHCO<sub>3</sub> for the reaction with the primary azide **6** led to the formation of the dehalogenated side product 2,6-diphenyl-2H-pyrazolo[4,3-c]pyridine, which resulted in a troublesome purification and a lower yield of the target product.

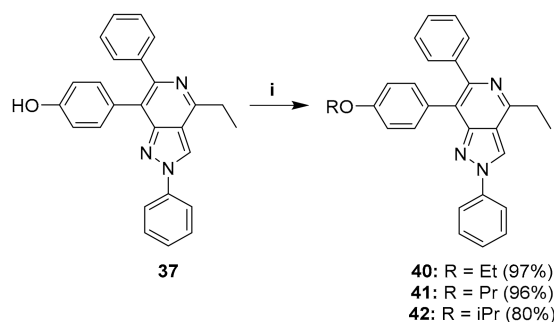
The obtained 7-iodo-2,6-diphenyl-2H-pyrazolo[4,3-c]pyridines **13–17** were further used in palladium-catalysed Suzuki–Miyaura cross-coupling reaction (Scheme 2) by adopting a previously reported procedure [67]. Namely, aromatic boronic acids were reacted with compounds **13–17** using palladium acetate as a catalyst and Cs<sub>2</sub>CO<sub>3</sub> as a base in an aqueous ethanol solution under an argon atmosphere. To ensure a short reaction time, cross-coupling reactions were carried out under microwave irradiation, thus giving rise to compounds **18–37**. Compounds **18** and **20–37** (Scheme 2) were obtained in fair to excel-

lent yields (48–96%), but the full cross-coupling conversion of **13** using 2-methoxyphenyl boronic acid could not be achieved, resulting in a lower yield of compound **19**.



**Scheme 2.** Synthesis of compounds **18–39**. Reagents and conditions: i: arylboronic acid, Pd(OAc)<sub>2</sub>, Cs<sub>2</sub>CO<sub>3</sub>, EtOH/H<sub>2</sub>O 3/1 and MW at 100 °C for 0.5–1 h.

4-ethyl-7-(4-hydroxyphenyl)-2,6-diphenyl-2H-pyrazolo[4,3-c]pyridine **37** was further subjected to hydroxyl group alkylation reactions with ethyl, propyl, and isopropyl iodides. As a result, 7-(4-alkoxyphenyl)-4-ethyl-2,6-diphenyl-2H-pyrazolo[4,3-c]pyridines **40–42** were obtained in high yields (80–97%) (Scheme 3).



**Scheme 3.** Synthesis of compounds **40–42**. Reagents and conditions: i: NaH, RI, and DMF at 70 °C for 1 h.

## 2.2. Optical Properties

The fluorescence properties of all final compounds **18–42** were first investigated in THF, with the excitation wavelength  $\lambda_{\text{ex}}$  being set to 350 nm (Table S1, Supplementary File). The emission maxima  $\lambda_{\text{em}}$  of all the compounds were located in the 437–487 nm range, which corresponds to the blue part of the visible light spectrum. A polar 4-hydroxyphenyl substituent at the 7-position bearing compounds **23**, **29**, and **37**, as well as derivatives **31–32**, **38**, **40–42** (all of which bear 4-alkoxyphenyl substituents at the 7-position and ethyl or isopropyl substituents at the 4-position), possessed the most pronounced fluorescence properties. Namely, the Stokes shifts for these compounds were in 199–205 nm range, and the quantum yield reached approximately 60–85%.

Intracellular pH plays an important role in many biological processes, and its changes from normal to abnormal levels can lead to cellular dysfunction, various diseases, and a decrease in physical performance [68]. pH-sensitive fluorescent indicators enable the precise measurement of intracellular pH, which consequently provides valuable information about ongoing physiological and pathological processes at the cellular and sub-cellular levels [69]. To assess whether the fluorescence properties of the prepared compounds are pH-dependent, they were all analysed in pH 5, 7, and 9 buffers with the excitation wavelength  $\lambda_{\text{ex}}$  set to 360 nm (Table S2, Supplementary File). The quantum yield of compounds **18**, **24**, and **30**, all of which bear phenyl substituent at the 7-position, increased at acidic pH without substantial shifts in emission maxima, which were observed to be in the 435–447 nm range. The further analysis of compound **18** in a range of pH 2–11 buffers revealed a gradual decrease in fluorescence intensity with the increase of pH (Figure S1A, Supplementary File). On the other hand, the quantum yield of 2-methoxyphenyl

or 4-methoxyphenyl substituent at the 7-position possessing compounds **19**, **21**, **25**, **27**, and **31** was higher in basic pH; moreover, in the case of 4-methoxyphenyl substituent at the 7-position bearing compounds **21**, **27**, and **31**, an acidic pH caused the red shift of the emission maxima. For instance, in the case of compound **21**, the emission spectrum was found to be composed of two partly overlapping bands (Figure S1B, Supplementary File). The short-wavelength part is pH-sensitive. It is dominant in the basic environment, and decreasing the pH from 11 to 6 caused a decrease in fluorescence intensity without a shift in emission maxima, which was maintained at 458 nm. After a further decrease of pH, it was the long-wavelength band that became more dominant, which was manifested as a gradual shift of emission maxima to 519 nm. Any other 4-alkoxyphenyl substituent at the 7-position bearing compounds only exhibited a drop of quantum yield at acidic pH without the shift of the emission maxima. A polar 4-hydroxyphenyl substituent at the 7-position bearing compounds **23**, **29**, and **37**, which possessed the highest quantum yields in THF, had the lowest quantum yields of up to 0.3% in an aqueous solution. It is well known that hydroxyphenyl groups are sensitive to photochemical reactions [70]. Typically, their  $pK_a$  drops from  $\sim 10$  in the ground state to  $\sim 3$  in the excited state, and excited-state proton transfer reactions are common in aqueous solutions. For our molecules, these reactions resulted in fluorescence quenching. Our preliminary observations suggested that most of the compounds, except for the polar derivatives **23**, **29**, and **37**, could be of potential interest as pH indicators. Considering the approximately 5-fold quantum yield increase and 40 nm blue shift of the emission spectrum maximum when moving from pH 5 to 9, the compound **21** seems to be the best pH indicator from the set of examined molecules, enabling both fluorescence-intensity-based and ratiometric pH sensing.

### 2.3. Biology

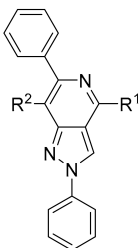
Synthesized 2*H*-pyrazolo[4,3-*c*]pyridines **18–42** were evaluated for their antiproliferative activity against three human cancer cell lines, i.e., MV4-11 (biphenotypic B myelomonocytic leukaemia cells), K562 (chronic myeloid leukaemia cells), and MCF-7 (human breast cancer cells) (Table 1). In agreement with our previous observations [54], increasing the bulkiness of the substituent at the 4-position gradually reduced or completely abolished the activity of 2*H*-pyrazolo[4,3-*c*]pyridine derivatives. Namely, while methyl-substituted compounds **24–29** possessed lower antiproliferative values than their unsubstituted counterparts **18–23**, isopropyl-, ethyl-, and phenyl-substituted compounds were mostly non-active up to the tested 10  $\mu$ M concentration. Overall, a polar 4-hydroxyphenyl substituent at the 7-position bearing the 4-unsubstituted derivative **23** proved to be the most potent.

Subsequently, the effects of the most active compound **23**, its less active 4-substituted analogues **29** and **37**, and derivative **21** were studied on K562 leukemic cells. Asynchronously growing K562 cells were treated with 10  $\mu$ M concentrations of selected compounds for 24, 48, and 72 h and analysed using immunoblotting and flow cytometry (Figure 2). Immunoblotting revealed that 48 h treatment with the most potent compound **23** was sufficient for the induction of poly(ADP-ribose) polymerase 1 (PARP-1) cleavage [71] and the activation of initiator enzyme of apoptotic cascade caspase 9 [72]. Interestingly, in addition to the clear pro-apoptotic effects, we also observed the time-dependent fragmentation of microtubule-associated protein 1-light chain 3 (LC3), which has appeared during autophagy [73]. Similar outcomes with lower efficiencies were observed in all tested compounds. In addition to cell-death-related proteins, the expression levels of proliferating cell nuclear antigen (PCNA), which plays a key role in DNA replication [74], were analysed. The results revealed that all studied compounds reduced the levels of PCNA time-dependently, with the most pronounced effect observed for compounds **23** and **29**. To independently support this observation, immunoblotting was complemented with the flow cytometric analysis of bromodeoxyuridine (BrdU) incorporation, which allowed us to recognize replicating BrdU-positive cells in the population [75] (Figure 2B). In control samples the number of proliferating cells came up to 40%, but the 10  $\mu$ M treatment with tested compounds **21**, **23**, **29**, and **37** reduced the proportion of actively proliferating

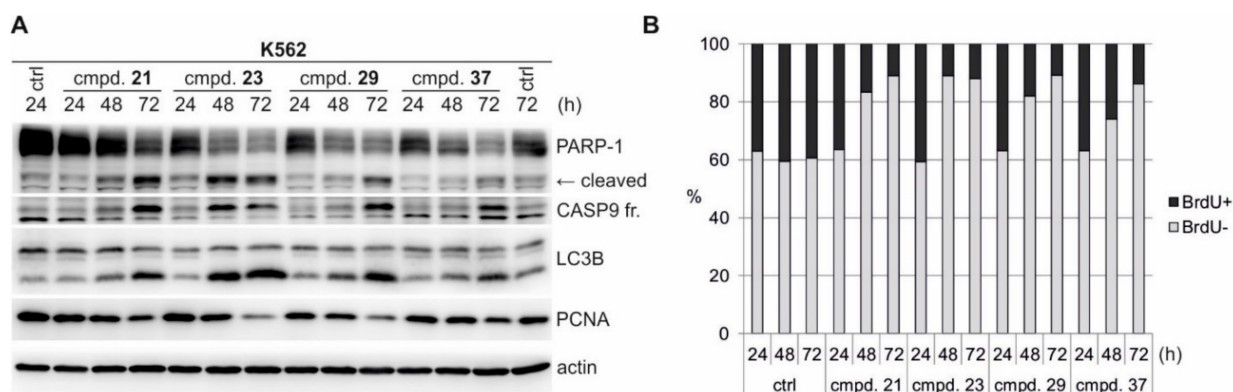


BrdU-positive cells in up to approximately 10% for the most active compounds **23** and **29**. Overall, the obtained results suggest the complex action of the compounds, combining antiproliferative effects with the induction of cell death.

**Table 1.** In vitro antiproliferative activity of 2*H*-pyrazolo[4,3-*c*]pyridine derivatives **18–42**.

Structure	Compound	R <sup>1</sup>	R <sup>2</sup>	GI <sub>50</sub> ± SD, μM *		
				MV4-11	K562	MCF-7
	<b>18</b>	H	Ph	7.7 ± 2.6	>10	>10
	<b>19</b>	H	2-MeO-Ph	6.5 ± 1.3	7.1 ± 2.9	6.3 ± 2.2
	<b>20</b>	H	3-MeO-Ph	5.0 ± 1.8	>10	>10
	<b>21</b>	H	4-MeO-Ph	3.5 ± 1.2	4.8 ± 2.5	7.3 ± 0.2
	<b>22</b>	H	3,4-di-MeO-Ph	2.4 ± 1.3	6.0 ± 3.8	4.2 ± 0.9
	<b>23</b>	H	4-OH-Ph	1.5 ± 0.7	2.4 ± 1.0	1.6 ± 0.2
	<b>24</b>	Me	Ph	>10	>10	>10
	<b>25</b>	Me	2-MeO-Ph	>10	>10	>10
	<b>26</b>	Me	3-MeO-Ph	>10	>10	>10
	<b>27</b>	Me	4-MeO-Ph	>10	>10	8.4 ± 2.1
	<b>28</b>	Me	3,4-di-MeO-Ph	7.6 ± 3.0	>10	>10
	<b>29</b>	Me	4-OH-Ph	4.7 ± 2.7	3.9 ± 0.3	4.1 ± 0.4
	<b>30</b>	Et	Ph	>10	>10	>10
	<b>31</b>	Et	4-MeO-Ph	>10	>10	>10
	<b>32</b>	Et	2,4-di-MeO-Ph	>10	>10	>10
	<b>33</b>	Et	4-Me-Ph	>10	>10	>10
	<b>34</b>	Et	4-CF <sub>3</sub> -Ph	>10	>10	>10
	<b>35</b>	Et	4-CF <sub>3</sub> O-Ph	>10	>10	>10
	<b>36</b>	Et	4-Cl-Ph	>10	>10	>10
	<b>37</b>	Et	4-OH-Ph	8.0 ± 3.1	>10	3.9 ± 0.4
	<b>38</b>	iPr	4-MeO-Ph	5.7 ± 1.4	>10	>10
	<b>39</b>	Ph	4-MeO-Ph	>10	>10	7.9 ± 3.8
	<b>40</b>	Et	4-EtO-Ph	>10	>10	>10
	<b>41</b>	Et	4-PrO-Ph	>10	>10	>10
<b>42</b>	Et	4-iPrO-Ph	>10	>10	>10	
<b>Flavopiridol</b>				0.2 ± 0.03	0.8 ± 0.1	0.2 ± 0.03

\* Data are means of at least three independent measurements.



**Figure 2.** Effect of compounds **21**, **23**, **29**, and **37** (10 μM) on K562 cell line after 24, 48, and 72 h treatment. **(A)** Immunoblotting of selected markers of cell death and proliferation. The actin level was detected to verify equal protein loading. **(B)** Analysis of BrdU incorporation. Results are representative of two independent experiments.

### 3. Materials and Methods

#### 3.1. General

All chemicals and solvents were purchased from commercial suppliers and used without further purification unless otherwise specified. The <sup>1</sup>H, <sup>13</sup>C, and <sup>15</sup>N NMR spectra were recorded in CDCl<sub>3</sub> or DMSO-*d*<sub>6</sub> solutions at 25 °C on either a Bruker Avance III 700 (700 MHz for <sup>1</sup>H, 176 MHz for <sup>13</sup>C, and 71 MHz for <sup>15</sup>N) spectrometer equipped with a 5 mm TCI <sup>1</sup>H-<sup>13</sup>C/<sup>15</sup>N/D z-gradient cryoprobe or a Jeol ECA-500 (500 MHz for <sup>1</sup>H and 126 MHz for <sup>13</sup>C) spectrometer equipped with a 5 mm Royal probe. The chemical

shifts, expressed in ppm, were relative to tetramethylsilane (TMS). The  $^{15}\text{N}$  NMR spectra were referenced to neat, external nitromethane (coaxial capillary). The  $^{19}\text{F}$  NMR spectra (376 MHz) were obtained on a Bruker Avance III 400 instrument using  $\text{C}_6\text{F}_6$  as an internal standard. FT-IR spectra were collected using the ATR method on a Bruker Vertex 70v spectrometer with an integrated Platinum ATR accessory or on a Bruker Tensor 27 spectrometer in KBr pellets. The melting points of crystalline compounds were determined in open capillary tubes with a Buchi M 565 apparatus (temperature gradient:  $2\text{ }^\circ\text{C}/\text{min}$ ) and are uncorrected. Mass spectra were recorded on Q-TOF MICRO spectrometer (Waters), analyses were performed in the positive (ESI $^+$ ) mode, and molecular ions were recorded in  $[\text{M} + \text{H}]^+$  forms. High-resolution mass spectrometry (HRMS) spectra were obtained in the ESI mode on a Bruker MicrOTOF-Q III spectrometer. All reactions were performed in oven-dried flasks under an argon atmosphere with magnetic stirring. Reaction progress was monitored by TLC analysis on Macherey-Nagel<sup>TM</sup> ALUGRAM<sup>®</sup> Xtra SIL G/UV254 plates. TLC plates were visualized with UV light (wavelengths of 254 and 365 nm) or iodine vapour. Compounds were purified by flash chromatography in a glass column (stationary phase of silica gel, high-purity grade of 9385, pore size of 60 Å, particle size of 230–400 mesh, supplied by Sigma-Aldrich).  $^1\text{H}$ ,  $^{13}\text{C}$ , and  $^1\text{H}$ - $^{15}\text{N}$  HMBC NMR spectra, as well as the HRMS data of new compounds, are provided in Figures S2–S131 of the Supplementary Materials.

### 3.2. Chemistry

#### 3.2.1. Procedure for the Synthesis of [1-Phenyl-3-(phenylethynyl)-1H-pyrazol-4-yl]methanol **3**

1-Phenyl-3-(2-phenylethynyl)-1H-pyrazole-4-carbaldehyde **3** (560 mg, 2.06 mmol) was dissolved in MeOH (12 mL), and the solution was cooled to  $0\text{ }^\circ\text{C}$ . Subsequently,  $\text{NaBH}_4$  (156 mg, 4.12 mmol) was added under an argon atmosphere, and the mixture was stirred for 30 min. Upon completion (monitored by TLC), the reaction mixture was diluted with a saturated aqueous  $\text{NH}_4\text{Cl}$  solution (20 mL) and extracted with EtOAc ( $3 \times 30\text{ mL}$ ). The combined organic layers were dried over anhydrous  $\text{Na}_2\text{SO}_4$ , filtered, and evaporated under reduced pressure. The residue was purified by column chromatography (EtOAc/Hex, 1:3 *v/v*). Yield: 530 mg (94%), white crystalline solid, mp =  $114\text{--}115\text{ }^\circ\text{C}$ ,  $R_f = 0.18$  (EtOAc/Hex, 1:3 *v/v*).  $^1\text{H}$  NMR (700 MHz,  $\text{CDCl}_3$ ):  $\delta$  2.12 (1H, s, OH), 4.77 (2H, d,  $J = 7.0\text{ Hz}$ ,  $\text{CH}_2\text{OH}$ ), 7.28–7.32 (1H, m, NPh 4-H), 7.33–7.38 (3H, m, CPh 3,4,5), 7.42–7.46 (2H, m, NPh 3,5-H), 7.55–7.59 (2H, m, CPh 2,6-H), 7.66–7.72 (2H, m, NPh 2,6-H), 7.95 (1H, s, 5-H).  $^{13}\text{C}$  NMR (176 MHz,  $\text{CDCl}_3$ ):  $\delta$  55.9 ( $\text{CH}_2\text{OH}$ ), 80.3 ( $\text{C}\equiv\text{CPh}$ ), 93.7 ( $\text{C}\equiv\text{CPh}$ ), 119.4 (NPh C-2,6), 122.5 (C-4), 126.4 (C-5 and CPh C-1), 127.1 (NPh C-4), 128.5 (CPh C-3,5), 128.9 (CPh C-4), 129.6 (NPh C-3,5), 131.9 (CPh C-2,6), 135.6 (C-3), 139.7 (NPh C-1).  $^{15}\text{N}$  NMR (71 MHz,  $\text{CDCl}_3$ ):  $\delta$   $-163.5$  (N-1), N-2 not found. IR ( $\nu$ ,  $\text{cm}^{-1}$ ): 3373 (OH), 3126, 3066, 3056 ( $\text{CH}_{\text{arom}}$ ), 2920, 2864 ( $\text{CH}_{\text{aliph}}$ ), 1599, 1502, 1335, 1217 (C=C, C=N, C–N), 1063, 1014 ( $\text{CH}_2\text{-OH}$ ), 749, 686 (CH=CH of mono- and disubstituted benzenes). MS (ESI $^+$ ):  $m/z$  (%): 275 ( $[\text{M} + \text{H}]^+$ , 100). HRMS (ESI) for  $\text{C}_{18}\text{H}_{14}\text{N}_2\text{ONa}$  ( $[\text{M} + \text{Na}]^+$ ): requires 297.0998 and found 297.0988.

#### 3.2.2. General Procedure (A) for the Synthesis of Alcohols **4–7**

1-Phenyl-3-(2-phenylethynyl)-1H-pyrazole-4-carbaldehyde **2** (1 equivalent) was dissolved in dry THF under an argon atmosphere. Subsequently, an appropriate Grignard reagent (1.2 equivalents) was added, and the mixture was stirred at room temperature for 10 min. Upon completion (monitored by TLC), the reaction mixture was diluted with water (20 mL) and extracted with EtOAc ( $3 \times 20\text{ mL}$ ). The combined organic layers were dried over anhydrous  $\text{Na}_2\text{SO}_4$ , filtered, and evaporated under reduced pressure. The residue was purified by column chromatography.

#### 1-[1-Phenyl-3-(phenylethynyl)-1*H*-pyrazol-4-yl]ethanol-1-ol 4

1-[1-Phenyl-3-(phenylethynyl)-1*H*-pyrazol-4-yl]ethanol-1-ol 4 was prepared in accordance with general procedure (A) from 1-phenyl-3-(2-phenylethynyl)-1*H*-pyrazole-4-carbaldehyde 2 (350 mg, 1.287 mmol) and MeMgCl (0.52 mL, 1.56 mmol) in THF (4 mL). The desired compound was purified by column chromatography (EtOAc/Hex, 1:4 *v/v*). Yield: 286 mg (70%), colourless liquid,  $R_f = 0.23$  (EtOAc/Hex, 1:5 *v/v*).  $^1\text{H NMR}$  (700 MHz,  $\text{CDCl}_3$ ):  $\delta$  1.64 (3H, d,  $J = 6.5$  Hz,  $\text{CH}_3$ ), 2.18 (1H, s, OH), 5.13 (1H, q,  $J = 6.5$  Hz, CH), 7.29–7.1 (1H, m, NPh 4-H), 7.34–7.38 (3H, m, CPh 3,4,5-H), 7.43–7.47 (2H, m, NPh 3,5-H), 7.55–7.59 (2H, m, CPh 2,6-H), 7.67–7.72 (2H, m, NPh 2,6-H), 7.92 (1H, s, 5-H).  $^{13}\text{C NMR}$  (176 MHz,  $\text{CDCl}_3$ ):  $\delta$  23.8 ( $\text{CH}_3$ ), 62.7 (CH) 80.6 ( $\text{C}\equiv\text{CPh}$ ), 93.8 ( $\text{C}\equiv\text{CPh}$ ), 119.1 (NPh C-2,6), 122.4 (CPh C-1), 124.4 (C-5), 126.9 (NPh C-4), 128.4 (CPh C-3,5), 128.7 (CPh C-4), 129.4 (NPh C-3,5), 131.5 (C-1), 131.7 (CPh C-2,6), 134.2 (C-2), 139.6 (NPh C-1).  $^{15}\text{N NMR}$  (71 MHz,  $\text{CDCl}_3$ ):  $\delta$  -75.4 (N-2), -164.4 (N-1). MS ( $\text{ES}^+$ ):  $m/z$  (%): 275 ( $[\text{M} + \text{H}]^+$ , 96).

#### 1-[1-Phenyl-3-(phenylethynyl)-1*H*-pyrazol-4-yl]propan-1-ol 5

1-[1-Phenyl-3-(phenylethynyl)-1*H*-pyrazol-4-yl]propan-1-ol 5 was prepared in accordance with general procedure (A) from 1-phenyl-3-(2-phenylethynyl)-1*H*-pyrazole-4-carbaldehyde 2 (100 mg, 0.37 mmol) and EtMgBr (0.15 mL, 0.44 mmol) in THF (2 mL). The desired compound was purified by column chromatography (EtOAc/Hex, 1:3 *v/v*). Yield: 100 mg (90%), yellowish crystalline solid, mp = 87–88 °C,  $R_f = 0.28$  (EtOAc/Hex, 1:3 *v/v*).  $^1\text{H NMR}$  (700 MHz,  $\text{CDCl}_3$ ):  $\delta$  1.03 (3H, t,  $J = 7.7$  Hz,  $\text{CH}_3$ ), 1.93–1.99 (2H, m,  $\text{CH}_2$ ), 2.22 (1H, br s, OH), 4.87 (1H, t,  $J = 6.5$  Hz, CH), 7.29–7.32 (1H, m, NPh 4-H), 7.34–7.38 (3H, m, CPh 3,4,5-H), 7.43–7.46 (2H, m, NPh 3,5-H), 7.55–7.59 (2H, m, CPh 2,6-H), 7.68–7.72 (2H, m, NPh 2,6-H), 7.91 (1H, s, 5-H).  $^{13}\text{C NMR}$  (176 MHz,  $\text{CDCl}_3$ ):  $\delta$  10.0 ( $\text{CH}_3$ ), 30.8 ( $\text{CH}_2$ ), 68.1 (CHOH), 80.7 ( $\text{C}\equiv\text{CPh}$ ), 93.6 ( $\text{C}\equiv\text{CPh}$ ), 119.1 (NPh C-2,6), 122.5 (CPh C-4), 124.8 (C-5), 126.9 (NPh C-4), 128.4 (CPh C-3,5), 128.7 (CPh C-4), 129.4 (NPh C-3,5), 130.2 (C-4), 131.6 (CPh C-2,6), 134.5 (C-3), 139.6 (NPh C-1).  $^{15}\text{N NMR}$  (71 MHz,  $\text{CDCl}_3$ ):  $\delta$  -75.8 (N-2), -164.1 (N-1). IR (KBr,  $\nu$ ,  $\text{cm}^{-1}$ ): 3441 (OH), 3056 ( $\text{CH}_{\text{arom}}$ ), 2960, 2874 ( $\text{CH}_{\text{aliph}}$ ), 1596, 1502, 1335, 1212 (C=C, C=N, C-N), 1063, 109 ( $\text{CH}_2\text{-OH}$ ), 755, 691 (CH=CH of mono- and disubstituted benzenes). MS ( $\text{ES}^+$ ):  $m/z$  (%): 303 ( $[\text{M} + \text{H}]^+$ , 98). HRMS (ESI) for  $\text{C}_{20}\text{H}_{18}\text{N}_2\text{ONa}$  ( $[\text{M} + \text{Na}]^+$ ): requires 325.1311 and found 325.1311.

#### 2-Methyl-1-[1-phenyl-3-(phenylethynyl)-1*H*-pyrazol-4-yl]propan-1-ol 6

2-Methyl-1-[1-phenyl-3-(phenylethynyl)-1*H*-pyrazol-4-yl]propan-1-ol 6 was prepared in accordance with general procedure (A) from 1-phenyl-3-(2-phenylethynyl)-1*H*-pyrazole-4-carbaldehyde 2 (350 mg, 1.287 mmol) and *i*PrMgCl (0.97 mL, 1.93 mmol) in THF (6 mL). The desired compound was purified by column chromatography (EtOAc/Hex, 1:4 *v/v*). Yield: 286 mg (70%), yellow crystalline solid, mp = 78–79 °C,  $R_f = 0.23$  (EtOAc/Hex, 1:5 *v/v*).  $^1\text{H NMR}$  (700 MHz,  $\text{CDCl}_3$ ):  $\delta$  0.98 (3H, d,  $J = 6.8$  Hz,  $\text{CH}_3$ ), 1.05 (3H, d,  $J = 6.8$  Hz,  $\text{CH}_3$ ), 2.12 (1H, s, OH), 2.15–2.12 (1H, m,  $\text{CH}(\text{CH}_3)_2$ ), 4.70 (1H, d,  $J = 6.3$  Hz,  $\text{CH-OH}$ ), 7.26–7.32 (1H, m, NPh 4-H), 7.34–7.39 (3H, m, CPh 3,4,5-H), 7.43–7.47 (2H, m, NPh 3,4-H), 7.55–7.59 (2H, m, CPh 2,6-H), 7.67–7.76 (2H, m, NPh 2,6-H), 7.91 (1H, s, 5-H).  $^{13}\text{C NMR}$  (176 MHz,  $\text{CDCl}_3$ ):  $\delta$  18.1 ( $\text{CH}_3$ ), 18.8 ( $\text{CH}_3$ ), 34.9 ( $\text{CH}(\text{CH}_3)_2$ ), 72.2 (CH-OH), 81.1 ( $\text{C}\equiv\text{CPh}$ ), 93.7 ( $\text{C}\equiv\text{CPh}$ ), 119.2 (NPh C-2,6), 122.7 (CPh C-1), 125.3 (C-5), 127.0 (NPh C-4), 128.5 (CPh C-3,5), 128.8 (CPh C-4), 129.4 (C-4), 129.6 (NPh C-3,5), 131.8 (CPh C-2,6), 134.9 (C-3), 139.7 (NPh C-1).  $^{15}\text{N NMR}$  (71 MHz,  $\text{CDCl}_3$ ):  $\delta$  -163.8 (N-1), N-2 not found. IR ( $\nu$ ,  $\text{cm}^{-1}$ ): 3383 (OH), 3054 ( $\text{CH}_{\text{arom}}$ ), 2959, 2872 ( $\text{CH}_{\text{alif}}$ ), 1596, 1501, 1458, 1376, 1331, 1219 (C=C, C=N, C-N), 1056, 1033 (CH-OH), 963, 752, 688 (CH=CH of monosubstituted benzenes). MS ( $\text{ES}^+$ ):  $m/z$  (%): 317 ( $[\text{M} + \text{H}]^+$ , 99). HRMS (ESI) for  $\text{C}_{21}\text{H}_{20}\text{N}_2\text{ONa}$  ( $[\text{M} + \text{Na}]^+$ ): requires 339.1468 and found 339.1467.

#### Phenyl[1-phenyl-3-(phenylethynyl)-1*H*-pyrazol-4-yl]methanol 7

Phenyl[1-phenyl-3-(phenylethynyl)-1*H*-pyrazol-4-yl]methanol 7 was prepared in accordance with general procedure (A) from 1-phenyl-3-(2-phenylethynyl)-1*H*-pyrazole-4-



carbaldehyde **2** (100 mg, 0.37 mmol) and PhMgBr (0.15 mL, 0.44 mmol) in DCM (2 mL). The desired compound was purified by column chromatography (EtOAc/Hex, 1:7 *v/v*). Yield: 105 mg (81%), colourless liquid,  $R_f = 0.35$  (EtOAc/Hex, 1:3 *v/v*).  $^1\text{H NMR}$  (700 MHz,  $\text{CDCl}_3$ ):  $\delta$  2.54 (1H, br s, OH), 6.06 (1H, s, CH), 7.27–7.31 (1H, m, NPh 4-H), 7.31–7.33 (1H, m, C4Ph 4-H), 7.33–7.36 (3H, m, C3-Ph 3,4,5-H), 7.37–7.40 (2H, m, C4Ph 3,5-H), 7.41–7.45 (2H, m, NPh 3,5-H), 7.48–7.51 (2H, m, C3-Ph 2,6-H), 7.52–7.54 (2H, m, C4Ph 2,6-H), 7.65–7.70 (2H, m, NPh 2,6-H), 7.80 (1H, s, 5-H).  $^{13}\text{C NMR}$  (176 MHz,  $\text{CDCl}_3$ ):  $\delta$  68.8 (CH), 80.5 (C $\equiv$ CPh), 94.0 (C $\equiv$ CPh), 119.2 (NPh C-2,6), 122.4 (C3-Ph C-1), 125.5 (C-5), 126.4 (C4Ph C-2,6), 126.9 (NPh C-4), 127.9 (C4Ph C-1), 128.3 (C3-Ph C-3,5), 128.5 (C4Ph C-3,5), 128.7 (C3-Ph C-4), 129.4 (NPh C-3,5), 130.2 (C-4), 131.7 (C3-Ph C-2,6), 134.8 (C-3), 139.5 (NPh C-1), 142.6 (C4Ph C-1).  $^{15}\text{N NMR}$  (71 MHz,  $\text{CDCl}_3$ ):  $\delta$  -163.9 (N-1). MS (ES $^+$ ):  $m/z$  (%): 351 ([M + H] $^+$ , 95). HRMS (ESI) for  $\text{C}_{24}\text{H}_{18}\text{N}_2\text{O}$ Na ([M + Na] $^+$ ): requires 373.1311 and found 373.1311.

### 3.2.3. General Procedure (B) for the Synthesis of Azide–Alkynes **8–12**

To a solution of appropriate pyrazole alcohol **3–7** (1 equivalent) in dry DCM,  $\text{TMSN}_3$  (1.5 equivalents) and  $\text{BF}_3 \cdot \text{Et}_2\text{O}$  (0.2 equivalents) were added dropwise. The reaction mixture was stirred for 10–60 min under an argon atmosphere at room temperature. Upon completion (monitored by TLC), the reaction mixture was diluted with an aqueous  $\text{NaHCO}_3$  solution (10 mL) and extracted with DCM ( $3 \times 25$  mL). The combined organic layers were dried over anhydrous  $\text{Na}_2\text{SO}_4$ , filtered, and evaporated under reduced pressure. The residue was purified by column chromatography.

#### 4-(Azidomethyl)-1-phenyl-3-(phenylethynyl)-1H-pyrazole **8**

4-(Azidomethyl)-1-phenyl-3-(phenylethynyl)-1H-pyrazole **8** was prepared in accordance with general procedure (B) from [1-phenyl-3-(2-phenylethynyl)-1H-pyrazol-4-yl]methanol **3** (100 mg, 0.36 mmol),  $\text{TMSN}_3$  (0.07 mL, 0.55 mmol), and  $\text{BF}_3 \cdot \text{Et}_2\text{O}$  (0.01 mL, 0.07 mmol) in DCM (1.5 mL). The desired compound was obtained after purification by column chromatography (EtOAc/Hex, 1:8 *v/v*). Yield: 54 mg (50%), light yellow liquid,  $R_f = 0.71$  (EtOAc/Hex, 1:3 *v/v*).  $^1\text{H NMR}$  (700 MHz,  $\text{CDCl}_3$ ):  $\delta$  4.44 (2H, s,  $\text{CH}_2\text{N}_3$ ), 7.31–7.35 (1H, m, NPh 4-H), 7.35–7.40 (3H, m, CPh 3,4,5-H), 7.45–7.49 (2H, m, NPh 3,5-H), 7.58–7.63 (2H, m, CPh 2,6-H), 7.69–7.74 (2H, m, NPh 2,6-H), 7.96 (1H, s, 5-H).  $^{13}\text{C NMR}$  (176 MHz,  $\text{CDCl}_3$ ):  $\delta$  44.8 ( $\text{CH}_2\text{N}_3$ ), 79.9 (C $\equiv$ CPh), 94.1 (C $\equiv$ CPh), 119.5 (NPh C-2,6), 120.9 (C-4), 122.4 (CPh C-1), 126.7 (C-5), 127.4 (NPh C-4), 128.5 (CPh C-3,5), 129.0 (CPh C-4), 129.7 (NPh C-3,5), 132.0 (CPh C-2,6), 136.5 (C-3), 139.6 (NPh C-1).  $^{15}\text{N NMR}$  (71 MHz,  $\text{CDCl}_3$ ):  $\delta$  -162.2 (N-1), -306.6 and -132.9 ( $\text{N}_3$ , one not found), N-2 not found. IR ( $\nu$ ,  $\text{cm}^{-1}$ ): 3050 ( $\text{CH}_{\text{arom}}$ ), 2921 ( $\text{CH}_{\text{aliph}}$ ), 2087 ( $\text{N}_3$ ), 1595, 1501, 1331, 1250 (C=C, C=N, C-N), 753, 688 (CH=CH of monosubstituted benzenes). MS (ES $^+$ ):  $m/z$  (%): 300 ([M + H] $^+$ , 99). HRMS (ESI) for  $\text{C}_{18}\text{H}_{14}\text{N}_5$  ([M + H] $^+$ ): requires 300.1242 and found 300.1244; for  $\text{C}_{18}\text{H}_{13}\text{N}_5\text{Na}$  ([M + Na] $^+$ ): requires 322.1065 and found 322.1063.

#### 4-(1-Azidoethyl)-1-phenyl-3-(phenylethynyl)-1H-pyrazole **9**

4-(1-Azidoethyl)-1-phenyl-3-(phenylethynyl)-1H-pyrazole **9** was prepared in accordance with general procedure (B) from 1-[1-phenyl-3-(phenylethynyl)-1H-pyrazol-4-yl]ethan-1-ol **4** (205 mg, 0.71 mmol),  $\text{TMSN}_3$  (0.14 mL, 1.07 mmol), and  $\text{BF}_3 \cdot \text{Et}_2\text{O}$  (0.02 mL, 0.14 mmol) in DCM (2 mL). The desired compound was obtained after purification by column chromatography (EtOAc/Hex, 1:4 *v/v*). Yield: 160 mg (72%), colourless oil,  $R_f = 0.72$  (EtOAc/Hex, 1:3 *v/v*).  $^1\text{H NMR}$  (700 MHz,  $\text{CDCl}_3$ ):  $\delta$  1.70 (3H, d,  $J = 7.0$  Hz,  $\text{CH}_3$ ), 4.87 (1H, q,  $J = 7.0$  Hz,  $\text{CHN}_3$ ), 7.34–7.36 (1H, m, NPh 4-H), 7.39–7.40 (3H, m, CPh 3,4,5-H), 7.48–7.51 (2H, m, NPh 3,5-H), 7.62–7.63 (2H, m, CPh 2,6-H), 7.74–7.75 (2H, m, NPh 2,6-H), 7.94 (1H, s, 5-H).  $^{13}\text{C NMR}$  (176 MHz,  $\text{CDCl}_3$ ):  $\delta$  20.7 ( $\text{CH}_3$ ), 52.7 ( $\text{CHN}_3$ ), 80.2 (C $\equiv$ CPh), 94.0 (C $\equiv$ CPh), 119.3 (NPh C-2,6), 122.4 (CPh C-1), 124.9 (C-5), 126.7 (C-4), 127.2 (NPh C-4), 128.4 (CPh C-3,5), 128.9 (CPh C-4), 129.5 (NPh C-3,5), 131.8 (CPh C-2,6), 135.1 (C-3), 139.5 (NPh C-1).  $^{15}\text{N NMR}$  (71 MHz,  $\text{CDCl}_3$ ):  $\delta$  -294.3 ( $\text{N}_3$ ), -163.3 (N-1), -133.9 ( $\text{N}_3$ ), -73.6 (N-2). IR (KBr,

$\nu$ ,  $\text{cm}^{-1}$ ): 3146 ( $\text{C}\equiv\text{CH}$ ), 3055 ( $\text{CH}_{\text{arom}}$ ), 2985, 2936 ( $\text{CH}_{\text{aliph}}$ ), 2102 ( $\text{N}_3$ ), 1597, 1549, 1502, 1216 ( $\text{C}=\text{C}$ ,  $\text{C}=\text{N}$ ), 820, 756, 688 ( $\text{CH}=\text{CH}$  of monosubstituted benzenes). MS ( $\text{ES}^+$ ):  $m/z$  (%): 314 ( $[\text{M} + \text{H}]^+$ , 100). HRMS (ESI) for  $\text{C}_{19}\text{H}_{16}\text{N}_5$  ( $[\text{M} + \text{H}]^+$ ): requires 314.1400 and found 314.1395.

#### 4-(1-Azidopropyl)-1-phenyl-3-(phenylethynyl)-1H-pyrazole 10

4-(1-Azidopropyl)-1-phenyl-3-(phenylethynyl)-1H-pyrazole 10 was prepared in accordance with general procedure (B) from 1-[1-phenyl-3-(phenylethynyl)-1H-pyrazol-4-yl]propan-1-ol 5 (100 mg, 0.33 mmol),  $\text{TMSN}_3$  (0.07 mL, 0.5 mmol), and  $\text{BF}_3\cdot\text{Et}_2\text{O}$  (0.01 mL, 0.07 mmol) in DCM (1 mL). The desired compound was obtained after purification by column chromatography (EtOAc:Hex, 1:12  $v/v$ ). Yield: 81 mg (75%), yellowish crystalline solid, mp = 74–75 °C,  $R_f$  = 0.73 (EtOAc/Hex, 1:3  $v/v$ ).  $^1\text{H}$  NMR (700 MHz,  $\text{CDCl}_3$ ):  $\delta$  1.06 (3H, t,  $J$  = 7.3 Hz,  $\text{CH}_3$ ), 1.99 (2H, p,  $J$  = 7.2 Hz,  $\text{CH}_2$ ), 4.63 (1H, t,  $J$  = 7.0 Hz,  $\text{CH}-\text{N}_3$ ), 7.31–7.35 (1H, m, NPh 4-H), 7.36–7.40 (3H, m, CPh 3,4,5-H), 7.44–7.50 (2H, m, NPh 3,5-H), 7.57–7.63 (2H, m, CPh 2,6-H), 7.69–7.77 (2H, m, NPh 2,6-H), 7.91 (1H, s, 5-H).  $^{13}\text{C}$  NMR (176 MHz,  $\text{CDCl}_3$ ):  $\delta$  10.7 ( $\text{CH}_3$ ), 28.4 ( $\text{CH}_2$ ), 58.9 (CH), 80.2 ( $\text{C}\equiv\text{CPh}$ ), 93.8 ( $\text{C}\equiv\text{CPh}$ ), 119.2 (NPh C-2,6), 122.3 (CPh C-1), 125.1 (C-5), 125.4 (C-4), 127.1 (NPh C-4), 128.4 (CPh C-3,5), 128.8 (CPh C-4), 129.5 (NPh C-3,5), 131.7 (CPh C-2,6), 135.4 (C-3), 139.4 (NPh C-1).  $^{15}\text{N}$  NMR (71 MHz,  $\text{CDCl}_3$ ):  $\delta$  -163.4 (N-1), -134.5 ( $\text{CH}-\text{N}=\text{N}=\text{N}$ ), -116.4 ( $\text{CH}-\text{N}=\text{N}=\text{N}$ ), -74.4 (N-2). IR (KBr,  $\nu$ ,  $\text{cm}^{-1}$ ): 3147 ( $\text{CH}_{\text{arom}}$ ), 2967, 2934, 2870 ( $\text{CH}_{\text{aliph}}$ ), 2092 ( $\text{N}_3$ ), 1598, 1502, 1328, 1215 ( $\text{C}=\text{C}$ ,  $\text{C}=\text{N}$ ,  $\text{C}-\text{N}$ ), 959, 757, 689 ( $\text{CH}=\text{CH}$  of monosubstituted benzenes). MS ( $\text{ES}^+$ ):  $m/z$  (%): 328 ( $[\text{M} + \text{H}]^+$ , 99). HRMS (ESI) for  $\text{C}_{20}\text{H}_{17}\text{N}_5\text{Na}$  ( $[\text{M} + \text{Na}]^+$ ): requires 350.1376 and found 350.1376.

#### 4-(Azido-2-methylpropyl)-1-phenyl-3-(phenylethynyl)-1H-pyrazole 11

4-(Azido-2-methylpropyl)-1-phenyl-3-(phenylethynyl)-1H-pyrazole 11 was prepared in accordance with general procedure (B) from 2-methyl-1-[1-phenyl-3-(phenylethynyl)-1H-pyrazol-4-yl]propan-1-ol 6 (200 mg, 0.63 mmol),  $\text{TMSN}_3$  (0.1 mL, 0.76 mmol), and  $\text{BF}_3\cdot\text{Et}_2\text{O}$  (0.02 mL, 0.13 mmol) in DCM (2 mL). The desired compound was obtained after purification by column chromatography (EtOAc/Hex, 1:10  $v/v$ ). Yield: 177 mg (82%), colourless oil,  $R_f$  = 0.68 (EtOAc/Hex, 1:4  $v/v$ ).  $^1\text{H}$  NMR (700 MHz,  $\text{CDCl}_3$ ):  $\delta$  1.00 (3H, d,  $J$  = 6.8 Hz,  $\text{CH}_3$ ), 1.06 (3H, d,  $J$  = 6.7 Hz,  $\text{CH}_3$ ), 2.18–2.25 (1H, m,  $\text{CHCH}_3_2$ ), 4.52 (1H, d,  $J$  = 7.0 Hz,  $\text{CH}-\text{N}_3$ ), 7.31–7.35 (1H, m, NPh 4-H), 7.37–7.40 (3H, m, CPh 3,4,5-H), 7.45–7.50 (2H, m, NPh 3,5-H), 7.56–7.62 (2H, m, CPh 2,6-H), 7.71–7.79 (2H, m, NPh 2,6-H), 7.91 (1H, s, 5-H).  $^{13}\text{C}$  NMR (176 MHz,  $\text{CDCl}_3$ ):  $\delta$  19.0 ( $\text{CH}_3$ ), 19.4 ( $\text{CH}_3$ ), 33.7 ( $\text{CH}-\text{CH}_3_2$ ), 64.2 ( $\text{CH}-\text{N}_3$ ), 80.5 ( $\text{C}\equiv\text{CPh}$ ), 93.9 ( $\text{C}\equiv\text{CPh}$ ), 119.4 (NPh C-2,6), 122.5 (CPh C-1), 124.5 (C-4), 125.6 (C-5), 127.3 (NPh C-4), 128.5 (CPh C-3,5), 129.0 (CPh C-4), 129.6 (NPh C-3,5), 131.9 (CPh C-2,6), 135.9 (C-3), 139.6 (NPh C-1).  $^{15}\text{N}$  NMR (71 MHz,  $\text{CDCl}_3$ ):  $\delta$  -299.2 ( $\text{N}_3$ ), -163.1 (N-1), -134.1 ( $\text{N}_3$ ). IR ( $\nu$ ,  $\text{cm}^{-1}$ ): 3060 ( $\text{CH}_{\text{arom}}$ ), 2963, 2873 ( $\text{CH}_{\text{aliph}}$ ), 2093 ( $\text{N}_3$ ), 1598, 1502, 1329, 1244 ( $\text{C}=\text{C}$ ,  $\text{C}=\text{N}$ ,  $\text{C}-\text{N}$ ), 753, 687 ( $\text{CH}=\text{CH}$  of monosubstituted benzenes). MS ( $\text{ES}^+$ ):  $m/z$  (%): ( $[\text{M} + \text{H}]^+$ , 99). HRMS (ESI) for  $\text{C}_{21}\text{H}_{20}\text{N}_5\text{Na}$  ( $[\text{M} + \text{Na}]^+$ ): requires 364.1533 and found 364.1533.

#### 4-[Azido(phenyl)methyl]-1-phenyl-3-(phenylethynyl)-1H-pyrazole 12

4-[Azido(phenyl)methyl]-1-phenyl-3-(phenylethynyl)-1H-pyrazole 12 was prepared in accordance with general procedure (B) from phenyl[1-phenyl-3-(phenylethynyl)-1H-pyrazol-4-yl]methanol 7 (105 mg, 0.3 mmol),  $\text{TMSN}_3$  (0.16 mL, 0.45 mmol), and  $\text{BF}_3\cdot\text{Et}_2\text{O}$  (0.01 mL, 0.06 mmol) in DCM (2 mL). The desired compound was obtained after purification by column chromatography (EtOAc/Hex, 1:7  $v/v$ ). Yield: 105 mg (93%), white crystalline solid, mp = 86–87 °C,  $R_f$  = 0.73 (EtOAc/Hex, 1:3  $v/v$ ).  $^1\text{H}$  NMR (700 MHz,  $\text{CDCl}_3$ ):  $\delta$  5.90 (1H, s, CH), 7.30–7.33 (1H, m, NPh 4-H), 7.33–7.39 (4H, m, C4Ph 4-H and C3-Ph 3,4,5-H), 7.40–7.44 (2H, m, C4Ph 3,5-H), 7.44–7.48 (4H, m, C4Ph 2,6-H, NPh 3,5-H), 7.48–7.52 (2H, m, C3-Ph 2,6-H), 7.68–7.72 (2H, m, NPh 2,6-H), 7.82 (1H, s, 5-H).  $^{13}\text{C}$  NMR (176 MHz,  $\text{CDCl}_3$ ):  $\delta$  60.6 (CH), 80.0 ( $\text{C}\equiv\text{CPh}$ ), 94.3 ( $\text{C}\equiv\text{CPh}$ ), 119.2 (NPh C-2,6), 122.3 (C3-Ph C-1), 125.97

(C-5), 126.0 (C-4), 127.1 (NPh C-4), 127.2 (C4Ph C-2,6), 128.3 (C3-Ph C-3,5), 128.4 (C4Ph C-4), 128.78 (C3-Ph C-4), 128.79 (C4Ph C-3,5), 129.4 (NPh C-3,5), 131.7 (C3-Ph C-2,6), 135.4 (C-3), 138.5 (C4Ph C-1), 139.4 (NPh C-1).  $^{15}\text{N}$  NMR (71 MHz,  $\text{CDCl}_3$ ):  $\delta$  -163.4 (N-1), -134.7 (N<sub>3</sub>). IR (KBr,  $\nu$ ,  $\text{cm}^{-1}$ ): 3058 ( $\text{CH}_{\text{arom}}$ ), 2097 (N<sub>3</sub>), 1597, 1502, 1303, 1227 (C=C, C=N, C-N), 958, 751, 686 (CH=CH of monosubstituted benzenes). MS (ES<sup>+</sup>):  $m/z$  (%): 376 ([M + H]<sup>+</sup>, 99). HRMS (ESI) for  $\text{C}_{24}\text{H}_{17}\text{N}_5\text{Na}$  ([M + Na]<sup>+</sup>): requires 398.1376 and found 398.1376.

### 3.2.4. General Procedure (C) for the Synthesis of 7-Iodo-2*H*-pyrazolo[4,3-*c*]pyridines 13–17

To a solution of appropriate azide-alkyne 8–12 (1 equivalent) in DCM, the appropriate base  $\text{K}_3\text{PO}_4$  (5 equivalents) or  $\text{NaHCO}_3$  (1 equivalent) and  $\text{I}_2$  (5 equivalents) were added. The reaction mixture was stirred at room temperature for 12 h. Upon completion (monitored by TLC), the reaction mixture was diluted with an aqueous  $\text{Na}_2\text{S}_2\text{O}_4$  solution (20 mL) and extracted with EtOAc (3 × 25 mL). The combined organic layers were dried over anhydrous  $\text{Na}_2\text{SO}_4$ , filtered, and evaporated under reduced pressure. The residue was purified by column chromatography.

#### 7-Iodo-2,6-diphenyl-2*H*-pyrazolo[4,3-*c*]pyridine 13

7-Iodo-2,6-diphenyl-2*H*-pyrazolo[4,3-*c*]pyridine 13 was prepared in accordance with general procedure (C) from 4-(azidomethyl)-1-phenyl-3-(2-phenylethynyl)-1*H*-pyrazole 8 (276 mg, 0.92 mmol),  $\text{K}_3\text{PO}_4$  (978 mg, 4.6 mmol), and  $\text{I}_2$  (1.472 g, 4.6 mmol) in DCM (9.8 mL). The desired compound was obtained after purification by column chromatography (EtOAc/Hex, 1:2 *v/v*). Yield: 299 mg (82%), light yellow crystalline solid, mp = 110–111 °C,  $R_f$  = 0.13 (EtOAc/Hex, 1:3 *v/v*).  $^1\text{H}$  NMR (700 MHz,  $\text{CDCl}_3$ ):  $\delta$  7.42–7.45 (1H, m, CPh 4-H), 7.46–7.52 (3H, m, CPh 3,5-H and NPh 4-H), 7.55–7.59 (2H, m, NPh 3,5-H), 7.68–7.74 (2H, m, CPh 2,6-H), 7.93–7.99 (2H, m, NPh 2,6-H), 8.77 (1H, s, 3-H), 9.13 (1H, s, 4-H).  $^{13}\text{C}$  NMR (176 MHz,  $\text{CDCl}_3$ ):  $\delta$  82.1 (C-7), 118.5 (C-3a), 121.8 (NPh, C-2,6), 123.3 (C-3), 128.1 (CPh, C-3,5), 128.4 (CPh, C-4), 129.3 (NPh, C-4), 129.9 (NPh, C-3,5), 130.1 (CPh, C-2,6), 139.9 (NPh, C-1), 142.2 (CPh, C-1), 146.1 (C-4), 153.5 (C-7a), 155.7 (C-6).  $^{15}\text{N}$  NMR (71 MHz,  $\text{CDCl}_3$ ):  $\delta$  -146.1 (N-2), -90.6 (N-1), -78.4 (N-5). IR ( $\nu$ ,  $\text{cm}^{-1}$ ): 3044, 3035 ( $\text{CH}_{\text{arom}}$ ), 1604, 1590, 1505, 1465, 1202 (C=C, C=N, C-N), 741, 700, 679 (CH=CH of monosubstituted benzenes). MS (ES<sup>+</sup>):  $m/z$  (%): 398 ([M + H]<sup>+</sup>, 100). HRMS (ESI) for  $\text{C}_{18}\text{H}_{13}\text{N}_3\text{I}$  ([M + H]<sup>+</sup>): requires 398.0149 and found 398.0149.

#### 7-Iodo-4-methyl-2,6-diphenyl-2*H*-pyrazolo[4,3-*c*]pyridine 14

7-Iodo-4-methyl-2,6-diphenyl-2*H*-pyrazolo[4,3-*c*]pyridine 14 was prepared in accordance with general procedure (C) from 4-(1-azidoethyl)-1-phenyl-3-(phenylethynyl)-1*H*-pyrazole 9 (255 mg, 0.79 mmol),  $\text{NaHCO}_3$  (69 mg, 0.82 mmol), and  $\text{I}_2$  (1034 mg, 4.07 mmol) in DCM (8.1 mL). The desired compound was obtained after purification by column chromatography (EtOAc/Hex, 1:2 *v/v*). Yield: 238 mg (72%), light yellow crystalline solid, mp = 186–189 °C,  $R_f$  = 0.43 (EtOAc/Hex, 1:2 *v/v*).  $^1\text{H}$  NMR (700 MHz,  $\text{CDCl}_3$ ):  $\delta$  2.83 (s, 3H,  $\text{CH}_3$ ), 7.40–7.43 (m, 1H, CPh 4-H), 7.46–7.49 (m, 3H, CPh 3,5-H; NPh 4-H), 7.55–7.57 (m, 2H, NPh 3,5-H), 7.67–7.69 (m, 2H, CPh 2,6-H), 7.95–7.96 (m, 2H, NPh 2,6-H), 8.72 (s, 1H, 3-H).  $^{13}\text{C}$  NMR (176 MHz,  $\text{CDCl}_3$ ):  $\delta$  22.5 ( $\text{CH}_3$ ), 79.0 (C-7), 119.0 (C-3a), 121.6 (NPh C-2,6), 123.0 (C-3), 128.0 (CPh C-3,5), 128.3 (CPh C-4), 129.0 (NPh C-4), 129.8 (NPh C-3,5), 130.0 (CPh C-2,6), 140.0 (NPh C-1), 142.5 (CPh C-1), 153.5 (C-7a), 155.3 (C-4), 155.6 (C-6).  $^{15}\text{N}$  NMR (71 MHz,  $\text{CDCl}_3$ ):  $\delta$  -147.5 (N-2), -88.5 (N-1), -80.5 (N-5). IR (KBr,  $\nu$ ,  $\text{cm}^{-1}$ ): 3131, 3107 ( $\text{CH}_{\text{arom}}$ ), 2956 ( $\text{CH}_{\text{aliph}}$ ), 1586, 1504, 1370, 1205 (C=C, C=N, C-N), 798, 768, 750, 696 (CH=CH of monosubstituted benzenes). MS (ES<sup>+</sup>):  $m/z$  (%): 412 ([M + H]<sup>+</sup>, 100). HRMS (ESI)  $\text{C}_{19}\text{H}_{15}\text{IN}_3$  ([M + H]<sup>+</sup>): requires 412.0305 and found 412.0304.

#### 4-Ethyl-7-iodo-2,6-diphenyl-2*H*-pyrazolo[4,3-*c*]pyridine 15

4-Ethyl-7-iodo-2,6-diphenyl-2*H*-pyrazolo[4,3-*c*]pyridine 15 was prepared in accordance with general procedure (C) from 4-(1-azidopropyl)-1-phenyl-3-(phenylethynyl)-1*H*-pyrazole 10 (329 mg, 1.01 mmol),  $\text{NaHCO}_3$  (85 mg, 1.01 mmol), and  $\text{I}_2$  (1278 mg, 5.03

mmol) in DCM (10 mL) the desired compound was obtained after purification by column chromatography (EtOAc/Hex, 1:6 *v/v*). Yield: 348 mg (81%), orange crystalline solid, mp = 145–146 °C,  $R_f$  = 0.39 (EtOAc/Hex, 1:3 *v/v*).  $^1\text{H}$  NMR (700 MHz,  $\text{CDCl}_3$ ):  $\delta$  1.46 (3H, t,  $J$  = 7.6 Hz,  $\text{CH}_3$ ), 3.14 (2H, q,  $J$  = 7.6 Hz,  $\text{CH}_2$ ), 7.40–7.43 (1H, m, CPh 4-H), 7.45–7.50 (3H, m, CPh 3,5-H; NPh 4-H), 7.54–7.58 (2H, m, NPh 3,5-H), 7.69–7.75 (2H, m, CPh 2,6-H), 7.93–7.98 (2H, m, NPh 2,6-H), 8.74 (1H, s, 3-H).  $^{13}\text{C}$  NMR (176 MHz,  $\text{CDCl}_3$ ):  $\delta$  13.5 ( $\text{CH}_3$ ), 29.7 ( $\text{CH}_2$ ), 78.8 (C-7), 117.8 (C-3a), 121.5 (NPh C-2,6), 122.6 (C-3), 127.8 (CPh C-3,5), 128.1 (CPh C-4), 128.9 (NPh C-4), 129.7 (NPh C-3,5), 130.0 (CPh, C-2,6), 139.8 (NPh C-1), 142.4 (CPh C-1), 153.8 (C-7a), 155.2 (C-6), 160.2 (C-4).  $^{15}\text{N}$  NMR (71 MHz,  $\text{CDCl}_3$ ):  $\delta$  –148.2 (N-2), –89.9 (N-1), –82.2 (N-5). IR (KBr,  $\nu$ ,  $\text{cm}^{-1}$ ): 3059 ( $\text{CH}_{\text{arom}}$ ), 2969, 2929 ( $\text{CH}_{\text{aliph}}$ ), 1584, 1504, 1464, 1374, 1273, 1201 (C=C, C=N, C–N), 905, 768, 698 (CH=CH of monosubstituted benzenes). MS ( $\text{ES}^+$ ):  $m/z$  (%): 425 ( $[\text{M} + \text{H}]^+$ , 99). HRMS (ESI)  $\text{C}_{20}\text{H}_{17}\text{IN}_3$  ( $[\text{M} + \text{H}]^+$ ): requires 426.0462 and found 426.0462.

#### 7-Iodo-4-isopropyl-2,6-diphenyl-2H-pyrazolo[4,3-c]pyridine 16

7-Iodo-4-isopropyl-2,6-diphenyl-2H-pyrazolo[4,3-c]pyridine **16** was prepared in accordance with general procedure (C) from 4-(azido-2-methylpropyl)-1-phenyl-3-(phenylethynyl)-1H-pyrazole **11** (177 mg, 0.52 mmol),  $\text{NaHCO}_3$  (44 mg, 0.52 mmol), and  $\text{I}_2$  (659 mg, 2.6 mmol) in DCM (5.2 mL). The desired compound was obtained after purification by column chromatography (EtOAc/Hex, 1:6 *v/v*). Yield: 191 mg (84%), white crystalline solid, mp = 134–135 °C,  $R_f$  = 0.50 (EtOAc/Hex, 1:5 *v/v*).  $^1\text{H}$  NMR (700 MHz,  $\text{CDCl}_3$ ):  $\delta$  1.49 (6H, d,  $J$  = 7.0 Hz,  $\text{CH}-(\text{CH}_3)_2$ ), 3.47 (1H, hept,  $J$  = 7.0 Hz,  $\text{CH}-(\text{CH}_3)_2$ ), 7.39–7.44 (1H, m, CPh 4-H), 7.45–7.51 (3H, m, CPh 3,5-H and NPh 4-H), 7.54–7.59 (2H, m, NPh 3,5-H), 7.74–7.82 (2H, m, CPh 2,6-H), 7.93–7.99 (2H, m, NPh 2,6-H), 8.76 (1H, s, 3-H).  $^{13}\text{C}$  NMR (176 MHz,  $\text{CDCl}_3$ ):  $\delta$  22.1 ( $\text{CH}-(\text{CH}_3)_2$ ), 35.6 ( $\text{CH}-(\text{CH}_3)_2$ ), 78.8 (C-7), 117.0 (C-3a), 121.7 (NPh C-2,6), 122.5 (C-3), 127.8 (CPh C-3,5), 128.2 (CPh C-4), 129.0 (NPh C-4), 129.8 (NPh C-3,5), 130.4 (CPh C-2,6), 140.1 (NPh C-1), 142.5 (CPh C-1), 154.3 (C-7a), 154.9 (C-6), 163.8 (C-4).  $^{15}\text{N}$  NMR (71 MHz,  $\text{CDCl}_3$ ):  $\delta$  –158.9 (N-2), –90.3 (N-1), –82.7 (N-5). IR ( $\nu$ ,  $\text{cm}^{-1}$ ): 3114, 3083, 3062 ( $\text{CH}_{\text{arom}}$ ), 2970, 2928, 2868 ( $\text{CH}_{\text{aliph}}$ ), 1584, 1507, 1468, 1391, 1212 (C=C, C=N, C–N), 1106, 1023, 915, 763, 697 (CH=CH of monosubstituted benzenes). MS ( $\text{ES}^+$ ):  $m/z$  (%): 440 ( $[\text{M} + \text{H}]^+$ , 97.7). HRMS (ESI) for  $\text{C}_{21}\text{H}_{19}\text{N}_3\text{I}$  ( $[\text{M} + \text{H}]^+$ ): requires 440.0618 and found 440.0618.

#### 7-Iodo-2,4,6-triphenyl-2H-pyrazolo[4,3-c]pyridine 17

7-Iodo-2,4,6-triphenyl-2H-pyrazolo[4,3-c]pyridine **17** was prepared in accordance with general procedure (C) from 4-[azido(phenyl)methyl]-1-phenyl-3-(phenylethynyl)-1H-pyrazole **12** (62 mg, 0.165 mmol),  $\text{K}_3\text{PO}_4$  (210 mg, 0.83 mmol), and  $\text{I}_2$  (175 mg, 0.83 mmol) in DCM (1.7 mL). The desired compound was obtained after purification by column chromatography (EtOAc/Hex, 1:8 *v/v*). Yield: 69 mg (88%), white crystalline solid, mp = 93–94 °C,  $R_f$  = 0.59 (EtOAc/Hex, 1:3 *v/v*).  $^1\text{H}$  NMR (700 MHz,  $\text{CDCl}_3$ ):  $\delta$  7.43–7.49 (2H, m, C6Ph 4-H and NPh 4-H), 7.49–7.58 (7H, m, C6Ph, NPh and C4Ph 3,5-H; C4Ph 4-H), 7.80–7.87 (2H, m, C6Ph 2,6-H), 7.94–8.00 (2H, m, NPh 2,6-H), 8.04–8.12 (2H, m, C4Ph 2,6-H), 8.90 (1H, s, 3-H).  $^{13}\text{C}$  NMR (176 MHz,  $\text{CDCl}_3$ ):  $\delta$  80.3 (C-7), 116.7 (C-3a), 121.5 (NPh C-2,6), 123.7 (C-3), 127.8 (C6Ph C-3,5), 128.2 (C6Ph C-4), 128.4 (C4Ph C-2,6), 128.9 (C4Ph C-3,5), 129.0 (NPh C-4), 129.7 (NPh C-3,5), 129.9 (C4Ph C-4), 130.2 (C6Ph C-2,6), 138.4 (C4Ph C-1), 139.7 (NPh C-1), 142.3 (C6Ph C-1), 154.5 (C-7a), 154.7 (C-4), 155.4 (C-6).  $^{15}\text{N}$  NMR (71 MHz,  $\text{CDCl}_3$ ):  $\delta$  –146.4 (N-2), –90.3 (N-1), N-5 not found. IR (KBr,  $\nu$ ,  $\text{cm}^{-1}$ ): 3058 ( $\text{CH}_{\text{arom}}$ ), 2922 ( $\text{CH}_{\text{aliph}}$ ), 1570, 1505, 1464, 1371, 1212 (C=C, C=N, C–N), 969, 750, 698 (CH=CH of monosubstituted benzenes). MS ( $\text{ES}^+$ ):  $m/z$  (%): 474 ( $[\text{M} + \text{H}]^+$ , 99). HRMS (ESI)  $\text{C}_{24}\text{H}_{17}\text{IN}_3$  ( $[\text{M} + \text{H}]^+$ ): requires 474.0462 and found 474.0462.

#### 3.2.5. General Procedure (D) for the Synthesis of 7-Substituted Pyrazolo[4,3-c]pyridine derivatives 18–39 by Suzuki–Miyaura Cross-Coupling with Boronic acids

To a solution of appropriate 7-iodo-2H-pyrazolo[4,3-c]pyridine **13–17** (1 equivalent) in a mixture of EtOH and water (3:1, *v/v*), boronic acid (1.2 equivalents),  $\text{Cs}_2\text{CO}_3$  (2 equiv-

alents), and Pd(OAc)<sub>2</sub> (0.07 equivalents) were added under argon atmosphere. The mixture was stirred at 100 °C under microwave irradiation (100 W and 300 Pa) for 0.5–1 h. Upon completion (monitored by TLC), the reaction mixture was cooled to room temperature and filtered through a pad of Celite, and the filter cake was washed with EtOAc (20 mL). The filtrate was diluted with water (20 mL) and extracted with EtOAc (3 × 25 mL). The combined organic layers were washed with brine (10 mL), dried over anhydrous Na<sub>2</sub>SO<sub>4</sub>, filtered, and evaporated under reduced pressure. The residue was purified by column chromatography.

#### 2,6,7-Triphenyl-2H-pyrazolo[4,3-c]pyridine 18

2,6,7-Triphenyl-2H-pyrazolo[4,3-c]pyridine **18** was prepared in accordance with general procedure (D) from 7-iodo-2,6-diphenyl-2H-pyrazolo[4,3-c]pyridine **13** (60 mg, 0.15 mmol), phenylboronic acid (22 mg, 0.18 mmol), Cs<sub>2</sub>CO<sub>3</sub> (98 mg, 0.3 mmol), Pd(OAc)<sub>2</sub> (2.4 mg, 0.01 mmol), EtOH (0.9 mL), and water (0.3 mL). The reaction was finished after 30 min. The desired compound was obtained after purification by column chromatography (EtOAc/Hex, 1:4 to 1:2 *v/v*). Yield: 50 mg (96%), brown crystalline solid, mp = 151–152 °C, R<sub>f</sub> = 0.08 (EtOAc/Hex, 1:3 *v/v*). <sup>1</sup>H NMR (700 MHz, CDCl<sub>3</sub>): δ 7.21–7.26 (3H, m, C6Ph 3,4,5-H), 7.28–7.31 (1H, m, C7Ph 4-H), 7.31–7.35 (2H, m, C7Ph 3,5-H), 7.42–7.46 (3H, m, C6Ph 2,6-H and NPh 4-H), 7.49–7.55 (4H, m, NPh 3,5-H and C7Ph 2,6-H), 7.89–7.94 (2H, m NPh 2,6-H), 8.66 (1H, s, 3-H), 9.32 (1H, s, 4-H). <sup>13</sup>C NMR (176 MHz, CDCl<sub>3</sub>): δ 120 (C-3a), 121.4 (NPh C-2.6), 121.8 (C-3), 123.1 (C-6), 127.2 (C6Ph C-4), 127.3 (C7Ph C-4), 127.8 (C6Ph C-2,6), 128.0 (C7Ph C-3,5), 128.7 (NPh C-4), 129.6 (NPh C-3,5), 130.5 (C7Ph C-2,6), 131.1 (C7Ph C-2,6), 135.6 (C7Ph C-1), 140.0 (NPh C-1), 140.6 (C6Ph C-1), 145.7 (C-4), 149.3 (C-4), 151.2 (C-7a). <sup>15</sup>N NMR (71 MHz, CDCl<sub>3</sub>): δ −144.9 (N-2), −96.8 (N-1), −80.5 (N-5). IR (ν, cm<sup>−1</sup>): 3502, 3081 (CH<sub>arom</sub>), 1663, 1610, 1592, 1504, 1203, 1180, 1127 (C=C, C=N, C–N), 761, 697, 688 (CH=CH of monosubstituted benzenes). MS (ES<sup>+</sup>): *m/z* (%): 348 ([M + H]<sup>+</sup>, 98). HRMS (ESI) for C<sub>24</sub>H<sub>18</sub>N<sub>3</sub> ([M + H]<sup>+</sup>): requires 348.1495 and found 348.1495.

#### 7-(2-Methoxyphenyl)-2,6-diphenyl-2H-pyrazolo[4,3-c]pyridine 19

7-(2-Methoxyphenyl)-2,6-diphenyl-2H-pyrazolo[4,3-c]pyridine **19** was prepared in accordance with general procedure (D) from 7-iodo-2,6-diphenyl-2H-pyrazolo[4,3-c]pyridine **13** (60 mg, 0.15 mmol), (2-methoxyphenyl)boronic acid (27 mg, 0.18 mmol), Cs<sub>2</sub>CO<sub>3</sub> (98 mg, 0.3 mmol), Pd(OAc)<sub>2</sub> (2.4 mg, 0.01 mmol), EtOH (0.9 mL), and water (0.3 mL). The reaction was stopped after 1 h. The desired compound was obtained after purification by column chromatography (EtOAc/Hex, 1:3 *v/v*). Yield: 23 mg (40%), light yellow crystalline solid, mp = 169–170 °C, R<sub>f</sub> = 0.08 (EtOAc/Hex, 1:3 *v/v*). <sup>1</sup>H NMR (700 MHz, CDCl<sub>3</sub>): δ 3.42 (3H, s, OCH<sub>3</sub>), 6.82–6.87 (1H, m, C7Ph), 7.00–7.03 (1H, m, C7Ph), 7.17–7.21 (1H, m, C7Ph), 7.21–7.24 (2H, m, Ph), 7.30–7.35 (1H, m, Ph), 7.39–7.42 (1H, m, Ph), 7.43–7.46 (2H, m, Ph), 7.47–7.51 (3H, m, Ph), 7.81–7.92 (2H, m, NPh, 2,6-H), 8.61 (s, 1H, 3-H), 9.34 (s, 1H, 4-H). <sup>13</sup>C NMR (176 MHz, CDCl<sub>3</sub>): δ 55.3, 111.6, 119.7, 120.1, 120.7, 121.6, 121.8, 125.1, 127.1, 127.6, 128.7, 129.3, 129.6, 129.7, 132.5, 140.3, 141.5, 145.9, 150.4, 151.6, 157.0. IR (ν, cm<sup>−1</sup>): 3062, 3019 (CH<sub>arom</sub>), 2922, 2852 (CH<sub>aliph</sub>), 1600, 1590, 1501, 1478, 1435, 1242, 1233, 1203 (C=C, C=N, C–N), 1112, 1043, 1021 (C–O–C), 763, 750, 697, 686 (CH=CH of mono- and disubstituted benzenes). MS (ES<sup>+</sup>): *m/z* (%): 378 ([M + H]<sup>+</sup>, 99). HRMS (ESI) for C<sub>25</sub>H<sub>20</sub>N<sub>3</sub>O ([M + H]<sup>+</sup>): requires 378.1601 and found 378.1601.

#### 7-(3-Methoxyphenyl)-2,6-diphenyl-2H-pyrazolo[4,3-c]pyridine 20

7-(3-Methoxyphenyl)-2,6-diphenyl-2H-pyrazolo[4,3-c]pyridine **20** was prepared in accordance with general procedure (D) from 7-iodo-2,6-diphenyl-2H-pyrazolo[4,3-c]pyridine **13** (60 mg, 0.15 mmol), (3-methoxyphenyl)boronic acid (27 mg, 0.18 mmol), Cs<sub>2</sub>CO<sub>3</sub> (98 mg, 0.3 mmol), Pd(OAc)<sub>2</sub> (2.4 mg, 0.01 mmol), EtOH (0.9 mL), and water (0.3 mL). The reaction was finished after 1 h. The desired compound was obtained after purification by column chromatography (EtOAc/Hex, 1:3 *v/v*). Yield: 44 mg (78%), white crystalline solid, mp = 71–72 °C, R<sub>f</sub> = 0.08 (EtOAc/Hex, 1:3 *v/v*). <sup>1</sup>H NMR (700 MHz, CDCl<sub>3</sub>): δ 3.66 (3H, s,

OCH<sub>3</sub>), 6.81–6.87 (1H, m, C7Ph 4-H), 7.02–7.08 (1H, m, C7Ph 2-H), 7.10–7.14 (1H, m, C7Ph 6-H), 7.21–7.29 (4H, m, C7Ph 5-H, C6Ph 3,4,5-C), 7.40–7.44 (1H, m, NPh 4-H), 7.44–7.48 (2H, m, C6Ph 2,6-H), 7.49–7.54 (2H, m, NPh 3,5-H), 7.86–7.94 (2H, m, NPh 2,6-H), 8.64 (1H, s, 3-H), 9.30 (1H, s, 4-H). <sup>13</sup>C NMR (176 MHz, CDCl<sub>3</sub>): δ 55.3 (OCH<sub>3</sub>), 113.7 (C7Ph C-4), 116.6 (C7Ph C-2), 120.2 (C-3a), 121.5 (NPh C-2,6), 121.9 (C-3), 123.0 (C-7), 123.9 (C7Ph C-6), 127.3 (C6Ph C-4), 128.0 (C6Ph C-3,5), 128.8 (NPh C-4), 129.1 (C7Ph C-5), 129.8 (NPh C-3,5), 130.6 (C6Ph C-2,6), 137.0 (C7Ph C-1), 140.2 (NPh C-1), 140.9 (C6Ph C-1), 145.9 (C-4), 149.6 (C-6), 151.2 (C-7a), 159.3 (C7Ph C-3). <sup>15</sup>N NMR (71 MHz, CDCl<sub>3</sub>): δ –145.2 (N-2), –96.9 (N-1), –79.4 (N-5). IR (ν, cm<sup>–1</sup>): 3394, 3058, 3011 (CH<sub>arom</sub>), 2920, 2849 (CH<sub>aliph</sub>), 1592, 1575, 1507, 1464, 1367, 1317, 1286, 1212 (C=C, C=N, C–N), 1150, 1051 (C–O–C), 764, 756, 699, 689 (CH=CH of mono- and disubstituted benzenes). MS (ES<sup>+</sup>): *m/z* (%): 378 ([M + H]<sup>+</sup>, 99). HRMS (ESI) for C<sub>25</sub>H<sub>20</sub>N<sub>3</sub>O ([M + H]<sup>+</sup>): requires 378.1601 and found 378.1601.

#### 7-(4-Methoxyphenyl)-2,6-diphenyl-2H-pyrazolo[4,3-c]pyridine 21

7-(4-Methoxyphenyl)-2,6-diphenyl-2H-pyrazolo[4,3-c]pyridine **21** was prepared in accordance with general procedure (D) from 7-iodo-2,6-diphenyl-2H-pyrazolo[4,3-c]pyridine **13** (60 mg, 0.15 mmol), (4-methoxyphenyl)boronic acid (27 mg, 0.18 mmol), Cs<sub>2</sub>CO<sub>3</sub> (98 mg, 0.3 mmol), Pd(OAc)<sub>2</sub> (2.4 mg, 0.01 mmol), EtOH (0.9 mL), and water (0.3 mL). The reaction was finished after 1 h. The desired compound was obtained after purification by column chromatography (EtOAc/Hex, 1:3 *v/v*). Yield: 44 mg (78%), white crystalline solid, mp = 192–193 °C, R<sub>f</sub> = 0.08 (EtOAc/Hex, 1:3 *v/v*). <sup>1</sup>H NMR (700 MHz, CDCl<sub>3</sub>): δ 3.82 (3H, s, OCH<sub>3</sub>), 6.82–6.93 (2H, m, C7Ph 3,5-H), 7.21–7.25 (1H, m, C6Ph 4-H), 7.25–7.30 (2H, m, C6Ph 3,5-H), 7.41–7.49 (5H, m, NPh 4-H, C6Ph 2,6-H, C7Ph 2,6-H), 7.50–7.56 (2H, m, NPh 3,5-H), 7.84–7.97 (2H, m, NPh 2,6-H), 8.63 (1H, s, 3-H), 9.28 (1H, s, 4-H). <sup>13</sup>C NMR (176 MHz, CDCl<sub>3</sub>): δ 55.2 (OCH<sub>3</sub>), 113.5 (C7Ph C-3,5), 120.1 (C-3a), 121.4 (NPh C-2,6), 121.7 (C-3), 122.6 (C-7), 127.0 (C6Ph C-4), 127.8 (C7Ph C-1), 127.9 (C6Ph C-3,5), 128.7 (NPh C-4), 129.6 (NPh C-3,5), 130.5 (C6Ph C-2,6), 132.4 (C7Ph C-2,6), 140.1 (NPh C-1), 140.9 (C6Ph C-1), 145.3 (C-4), 149.2 (C-6), 151.4 (C-7a), 158.9 (C7Ph C-4). <sup>15</sup>N NMR (71 MHz, CDCl<sub>3</sub>): δ –145.4 (N-2), –97.0 (N-1), –79.1 (N-5). IR (ν, cm<sup>–1</sup>): 3135, 3062, 3020 (CH<sub>arom</sub>), 2927, 2837 (CH<sub>aliph</sub>), 1589, 1503, 1438, 1290, 1252 (C=C, C=N, C–N), 1178, 1031 (C–O–C), 763, 758, 689 (CH=CH of mono- and disubstituted benzenes). MS (ES<sup>+</sup>): *m/z* (%): 378 ([M + H]<sup>+</sup>, 100). HRMS (ESI) for C<sub>25</sub>H<sub>20</sub>N<sub>3</sub>O ([M + H]<sup>+</sup>): requires 378.1603 and found 378.1601.

#### 7-(3,4-Dimethoxyphenyl)-2,6-diphenyl-2H-pyrazolo[4,3-c]pyridine 22

7-(3,4-Dimethoxyphenyl)-2,6-diphenyl-2H-pyrazolo[4,3-c]pyridine **22** was prepared in accordance with general procedure (D) from 7-iodo-2,6-diphenyl-2H-pyrazolo[4,3-c]pyridine **13** (60 mg, 0.15 mmol), (3,4-dimethoxyphenyl)boronic acid (33 mg, 0.18 mmol), Cs<sub>2</sub>CO<sub>3</sub> (98 mg, 0.3 mmol), Pd(OAc)<sub>2</sub> (2.4 mg, 0.01 mmol), EtOH (0.9 mL), and water (0.3 mL). The reaction was finished after 1 h. The desired compound was obtained after purification by column chromatography (EtOAc/Hex, 1:3 *v/v*). Yield: 44 mg (72%), white crystalline solid, mp = 163–164 °C, R<sub>f</sub> = 0.08 (EtOAc/Hex, 1:3 *v/v*). <sup>1</sup>H NMR (700 MHz, CDCl<sub>3</sub>): δ 3.61 (3H, s, 3-OCH<sub>3</sub>), 3.90 (3H, s, 4-OCH<sub>3</sub>), 6.85–6.90 (1H, m, C7Ph 5-H), 6.91–6.95 (1H, m, C7Ph 2-H), 7.21–7.30 (4H, m, C6Ph 3,4,5-H, C7Ph 6-H), 7.42–7.45 (1H, m, NPh 4H), 7.45–7.49 (2H, m, NPh 2,6-H), 7.50–7.56 (2H, m, NPh 3,5-H), 7.87–7.98 (2H, m, NPh 2,6-H), 8.65 (1H, s, 3-H), 9.28 (1H, s, 4-H). <sup>13</sup>C NMR (176 MHz, CDCl<sub>3</sub>): δ 55.7 (3-OCH<sub>3</sub>), 55.9 (4-OCH<sub>3</sub>), 110.9 (C7Ph C-5), 114.9 (C7Ph C-2), 120.3 (C-3a), 121.5 (NPh C-2,6), 121.9 (C-3), 122.8 (C-7), 124.0 (C7Ph C-6), 127.2 (C6Ph C-4), 128.0 (C7Ph C-1), 128.1 (C6Ph C-3,5), 128.8 (NPh C-4), 129.8 (NPh C-3,5), 130.5 (C6Ph C-2,6), 140.2 (NPh C-1), 141.2 (C6Ph C-1), 145.4 (C-4), 148.4 (C7Ph C-3,4), 149.4 (C-6), 151.4 (C-7a). <sup>15</sup>N NMR (71 MHz, CDCl<sub>3</sub>): δ –145.4 (N-2), –97.1 (N-1), –79.2 (N-5). IR (ν, cm<sup>–1</sup>): 3042, 3019 (CH<sub>arom</sub>), 2967, 2919, 2850 (CH<sub>aliph</sub>), 1592, 1507, 1468, 1253, 1225 (C=C, C=N, C–N), 1141, 1014 (C–O–C), 753, 699, 688 (CH=CH of mono- and disubstituted benzenes). MS (ES<sup>+</sup>): *m/z* (%): 408 ([M + H]<sup>+</sup>, 100). HRMS (ESI) for C<sub>26</sub>H<sub>22</sub>N<sub>3</sub>O<sub>2</sub> ([M + H]<sup>+</sup>): requires 408.1707 and found 408.1707.



#### 4-(2,6-Diphenyl-2H-pyrazolo[4,3-c]pyridin-7-yl)phenol **23**

4-(2,6-Diphenyl-2H-pyrazolo[4,3-c]pyridin-7-yl)phenol **23** was prepared in accordance with general procedure (D) from 7-iodo-2,6-diphenyl-2H-pyrazolo[4,3-c]pyridine **13** (80 mg, 0.2 mmol), (4-hydroxyphenyl)boronic acid (33 mg, 0.24 mmol), Cs<sub>2</sub>CO<sub>3</sub> (131 mg, 0.4 mmol), Pd(OAc)<sub>2</sub> (3 mg, 0.014 mmol), EtOH (1.2 mL), and water (0.4 mL). The reaction was finished after 30 min. The desired compound was obtained after purification by column chromatography (EtOAc/Hex, 1:2 to 2:1 *v/v*). Yield: 44 mg (60%), yellowish crystalline solid, mp = 307–308 °C, R<sub>f</sub> = 0.18 (EtOAc/Hex, 1:2 *v/v*). <sup>1</sup>H NMR (700 MHz, DMSO-*d*<sub>6</sub>): δ 6.70–6.75 (2H, m, C7Ph 3,5-H), 7.20–7.28 (5H, m, C7Ph 2,6-H; C6Ph 3,4,5-H), 7.37–7.40 (2H, m, C6Ph 2,6-H), 7.49–7.52 (1H, m, NPh 4-H), 7.59–7.63 (2H, m, NPh 3,5-H), 8.04–8.09 (2H, m, NPh 2,6-H), 9.29 (1H, s, 4-H), 9.46 (1H, s, 3-H), 9.50 (1H, s, OH). <sup>13</sup>C NMR (176 MHz, DMSO-*d*<sub>6</sub>): δ 115.0 (C7Ph C-3,5), 119.7 (C-3a), 121.0 (NPh C-2,6), 122.3 (C-7), 124.2 (C-3), 125.8 (C7Ph C-1), 127.0 (C6Ph C-4), 127.6 (C6Ph C-3,5), 128.7 (NPh C-4), 129.8 (NPh C-3,5), 130.3 (C6Ph C-2,6), 132.0 (C7Ph C-2,6), 139.5 (NPh C-1), 140.6 (C6Ph C-1), 145.5 (C-4), 147.8 (C-6), 150.5 (C-7a), 156.7 (C7Ph C-4). <sup>15</sup>N NMR (71 MHz, DMSO-*d*<sub>6</sub>): δ −144.8 (N-2), N-1 and N-5 not found. IR (KBr, ν, cm<sup>−1</sup>): 3449 (OH), 2924 (CH<sub>arom</sub>), 1607, 1592, 1505, 1440, 1273, 1172 (C=C, C=N, C-N), 767, 695 (CH=CH of mono- and disubstituted benzenes). MS (ES<sup>+</sup>): *m/z* (%): 364 ([M + H]<sup>+</sup>, 96). HRMS (ESI) for C<sub>24</sub>H<sub>18</sub>N<sub>3</sub>O ([M + H]<sup>+</sup>): requires 364.1444 and found 364.1446.

#### 4-Methyl-2,6,7-triphenyl-2H-pyrazolo[4,3-c]pyridine **24**

4-Methyl-2,6,7-triphenyl-2H-pyrazolo[4,3-c]pyridine **24** was prepared in accordance with general procedure (D) from 7-iodo-4-methyl-2,6-diphenyl-2H-pyrazolo[4,3-c]pyridine **14** (50 mg, 0.12 mmol), phenylboronic acid (18 mg, 0.145 mmol), Cs<sub>2</sub>CO<sub>3</sub> (79 mg, 0.24 mmol), Pd(OAc)<sub>2</sub> (1.9 mg, 0.008 mmol), EtOH (0.9 mL), and water (0.3 mL). The reaction was finished after 30 min. The desired compound was obtained after purification by column chromatography (EtOAc/Hex, 1:4 to 1:2 *v/v*). Yield: 116 mg (94%), mp = 202–205 °C, R<sub>f</sub> = 0.17 (EtOAc/Hex, 1:3 *v/v*). <sup>1</sup>H NMR (700 MHz, CDCl<sub>3</sub>): δ 2.93 (3H, s, CH<sub>3</sub>), 7.19–7.24 (3H, m, C7Ph), 7.25–7.29 (1H, m, C6Ph 4-H), 7.29–7.33 (2H, m, C6Ph 3,5-H), 7.41–7.48 (5H, m, C6Ph 2,6-H, NPh 4-H and C7Ph), 7.49–7.54 (2H, m, NPh 3,5-H), 7.89–7.91 (2H, m, NPh 2,6-H), 8.61 (1H, s, 3-H). <sup>13</sup>C NMR (176 MHz, CDCl<sub>3</sub>): δ 22.8 (CH<sub>3</sub>), 120.0 (C-3a), 121.1 (C-7), 121.3 (NPh C-2,6), 121.9 (C-3), 127.1 (C7Ph C-4), 127.2 (C6Ph C-4), 127.6 (C7Ph C-1), 127.8 (C7Ph), 127.9 (C6Ph C-3,5), 128.6 (NPh C-4), 129.6 (NPh C-3,5), 130.6 (C7Ph), 131.2 (C6Ph C-2,6), 135.7 (C6Ph C-1), 140.0 (NPh C-1), 148.8 (C-6), 151.5 (C-7a), 154.5 (C-4). <sup>15</sup>N NMR (71 MHz, CDCl<sub>3</sub>): δ −145.9 (N-2), −95.0 (N-1), −88.2 (N-5). IR (KBr, ν, cm<sup>−1</sup>): 3137, 3061 (CH<sub>arom</sub>), 2916 (CH<sub>aliph</sub>), 1588, 1545, 1505, 1476, 1371 (C=C, C=N, C-N), 762, 700, 661 (CH=CH monosubstituted benzenes). MS (ES<sup>+</sup>): *m/z* (%): 362 ([M + H]<sup>+</sup>, 100). HRMS (ESI) C<sub>25</sub>H<sub>20</sub>N<sub>3</sub> ([M + H]<sup>+</sup>): requires 362.1652 and found 362.1650.

#### 7-(2-Methoxyphenyl)-4-methyl-2,6-diphenyl-2H-pyrazolo[4,3-c]pyridine **25**

7-(2-Methoxyphenyl)-4-methyl-2,6-diphenyl-2H-pyrazolo[4,3-c]pyridine **25** was prepared in accordance with general procedure (D) from 7-iodo-4-methyl-2,6-diphenyl-2H-pyrazolo[4,3-c]pyridine **14** (50 mg, 0.12 mmol), (2-methoxyphenyl)boronic acid (22 mg, 0.145 mmol), Cs<sub>2</sub>CO<sub>3</sub> (79 mg, 0.24 mmol), Pd(OAc)<sub>2</sub> (1.9 mg, 0.008 mmol), EtOH (0.9 mL), and water (0.3 mL). The reaction was finished after 1 h. The desired compound was obtained after purification by column chromatography (EtOAc/Hex, 1:3 *v/v*). Yield: 38 mg (80%), light yellow crystalline solid, mp = 159–160 °C, R<sub>f</sub> = 0.13 (EtOAc/Hex, 1:3 *v/v*). <sup>1</sup>H NMR (500 MHz, CDCl<sub>3</sub>): δ 2.95 (3H, s, CH<sub>3</sub>), 3.42 (3H, s, OCH<sub>3</sub>), 6.81–6.85 (1H, m, C7Ph 3-H), 6.97–7.01 (1H, m, C6Ph 4-H), 7.17–7.23 (3H, m, NPh 3,5-H and C6Ph 4-H), 7.28–7.32 (1H, m, C7Ph 4-H), 7.39–7.45 (4H, m, NPh 4-H, C6Ph 2,6-H and C7Ph 5-H), 7.47–7.51 (2H, m, C6Ph 3,5-H), 7.85–7.89 (2H, m, NPh, 2,6-H), 8.62 (1H, s, 3-H). <sup>13</sup>C NMR (126 MHz, CDCl<sub>3</sub>): δ 22.9 (CH<sub>3</sub>), 55.4 (OCH<sub>3</sub>), 111.5 (C7Ph C-3), 117.8 (C-7), 120.1 (C-3a), 120.6 (C7Ph C-5), 121.6 (NPh C-2,6), 122.2 (C-3), 125.0 (C7Ph C-1), 127.2 (C6Ph C-4), 127.6 (NPh C-3,5), 128.7 (NPh C-4), 129.2 (C7Ph C-4), 129.7 (C6Ph C-2,3,5,6), 132.6 (C7Ph C-5), 140.3 (NPh

C-1), 140.8 (C6Ph C-1), 149.8 (C-6), 151.8 (C-7a), 154.8 (C-4), 157.1 (C7Ph C-2). IR ( $\nu$ ,  $\text{cm}^{-1}$ ): 3143, 3069, 3019 ( $\text{CH}_{\text{arom}}$ ), 2955, 2922, 2853 ( $\text{CH}_{\text{aliph}}$ ), 1599, 1586, 1578, 1552, 1504, 1495, 1479, 1434, 1372, 1240, 1217 (C=C, C=N, C-N), 1046, 1022 (C-O-C), 750, 698, 685 (CH=CH of mono- and disubstituted benzenes). MS ( $\text{ES}^+$ ):  $m/z$  (%): 392 ( $[\text{M} + \text{H}]^+$ , 100). HRMS (ESI) for  $\text{C}_{26}\text{H}_{22}\text{N}_3\text{O}$  ( $[\text{M} + \text{H}]^+$ ): requires 392.1758 and found 392.1757.

#### 7-(3-Methoxyphenyl)-4-methyl-2,6-diphenyl-2H-pyrazolo[4,3-c]pyridine 26

7-(3-Methoxyphenyl)-4-methyl-2,6-diphenyl-2H-pyrazolo[4,3-c]pyridine **26** was prepared in accordance with general procedure (D) from 7-iodo-4-methyl-2,6-diphenyl-2H-pyrazolo[4,3-c]pyridine **14** (50 mg, 0.12 mmol), (3-methoxyphenyl)boronic acid (22 mg, 0.145 mmol),  $\text{Cs}_2\text{CO}_3$  (79 mg, 0.24 mmol),  $\text{Pd}(\text{OAc})_2$  (1.9 mg, 0.008 mmol), EtOH (0.9 mL), and water (0.3 mL). The reaction was finished after 30 min. The desired compound was obtained after purification by column chromatography (EtOAc/Hex, 1:3  $v/v$ ). Yield: 38 mg (80%), light yellow crystalline solid, mp = 190–191 °C,  $R_f$  = 0.18 (EtOAc/Hex, 1:3  $v/v$ ).  $^1\text{H}$  NMR (500 MHz,  $\text{CDCl}_3$ ):  $\delta$  2.97 (3H, s,  $\text{CH}_3$ ), 3.65 (3H, s,  $\text{OCH}_3$ ), 6.79–6.85 (1H, m, C7Ph 4-H), 6.96–7.03 (1H, m, C7Ph 2-H), 7.06–7.12 (1H, m, C7Ph 6-H), 7.17–7.32 (4H, m, C7Ph 5-H, C6Ph 3,4,5-H), 7.41–7.47 (1H, m, NPh 4-H), 7.50–7.55 (4H, m, NPh 3,5-H, C6Ph, 2,6-H), 7.86–7.95 (2H, m, NPh 2,6-H), 8.67 (1H, s, 3-H).  $^{13}\text{C}$  NMR (126 MHz,  $\text{CDCl}_3$ ):  $\delta$  23.1 ( $\text{CH}_3$ ), 55.2 ( $\text{OCH}_3$ ), 113.4 (C7Ph C-4), 116.6 (C7Ph C-2), 120.1 (C-3a), 120.8 (C-7), 121.3 (NPh C-2,6), 121.9 (C-3), 123.9 (C7Ph C-6), 127.2 (C6Ph C-4), 127.9 (C6Ph C-3,5), 128.6 (NPh, C-4), 129.0 (C7Ph C-5), 129.7 (NPh C-3,5), 130.6 (C6Ph C-2,6), 137.2 (C7Ph C-1), 140.1 (NPh C-1), 140.8 (C6Ph C-1), 149.3 (C-6), 151.4 (C-7a), 154.6 (C-4), 159.2 (C7Ph C-3). IR ( $\nu$ ,  $\text{cm}^{-1}$ ): 3067, 3002 ( $\text{CH}_{\text{arom}}$ ), 2954, 2923, 2852 ( $\text{CH}_{\text{aliph}}$ ), 1599, 1589, 1575, 1547, 1488, 1443, 1284, 1211 (C=C, C=N, C-N), 1160, 1049 (C-O-C), 753, 700, 686 (CH=CH of mono- and disubstituted benzenes). MS ( $\text{ES}^+$ ):  $m/z$  (%): 392 ( $[\text{M} + \text{H}]^+$ , 100). HRMS (ESI) for  $\text{C}_{26}\text{H}_{22}\text{N}_3\text{O}$  ( $[\text{M} + \text{H}]^+$ ): requires 392.1757 and found 392.1757.

#### 7-(4-Methoxyphenyl)-4-methyl-2,6-diphenyl-2H-pyrazolo[4,3-c]pyridine 27

7-(4-Methoxyphenyl)-4-methyl-2,6-diphenyl-2H-pyrazolo[4,3-c]pyridine **27** was prepared in accordance with general procedure (D) from 7-iodo-4-methyl-2,6-diphenyl-2H-pyrazolo[4,3-c]pyridine **14** (50 mg, 0.12 mmol), (4-methoxyphenyl)boronic acid (22 mg, 0.145 mmol),  $\text{Cs}_2\text{CO}_3$  (79 mg, 0.24 mmol),  $\text{Pd}(\text{OAc})_2$  (1.9 mg, 0.008 mmol), EtOH (0.9 mL), and water (0.3 mL). The reaction was finished after 30 min. The desired compound was obtained after purification by column chromatography (EtOAc/Hex, 1:3  $v/v$ ). Yield: 118 mg (89%), mp = 157–161 °C,  $R_f$  = 0.15 (EtOAc/Hex, 1:3  $v/v$ ).  $^1\text{H}$  NMR (700 MHz,  $\text{CDCl}_3$ ):  $\delta$  2.92 (3H, s,  $\text{CH}_3$ ), 3.84 (3H, s,  $\text{OCH}_3$ ), 6.88–6.89 (2H, m, C7Ph 3,5-H), 7.23–7.25 (1H, m, C6Ph 4-H), 7.27–7.30 (2H, m, C6Ph 3,5-H), 7.42–7.45 (3H, m, NPh 4-H and C7Ph 2,6-H), 7.49–7.50 (2H, m, C6Ph 2,6-H), 7.52–7.54 (2H, m, NPh 3,5-H), 7.92–7.93 (2H, m, NPh 2,6-H), 8.61 (1H, s, 3-H).  $^{13}\text{C}$  NMR (176 MHz,  $\text{CDCl}_3$ ):  $\delta$  23.2 ( $\text{CH}_3$ ), 55.3 ( $\text{OCH}_3$ ), 113.6 (C7Ph C-3,5), 120.2 (C-3a), 120.5 (C-7), 121.4 (NPh C-2,6), 121.7 (C-3), 127.0 (C6Ph C-4), 127.9 (C6Ph C-3,5), 128.3 (NPh C-4), 128.5 (C7Ph C-1), 129.7 (NPh C-3,5), 130.7 (C6Ph C-2,6), 132.5 (C7Ph C-2,6), 140.3 (NPh C-1), 141.3 (C6Ph C-1), 149.2 (C-6), 151.8 (C-7a), 154.0 (C-4), 158.7 (C7Ph C-4).  $^{15}\text{N}$  NMR (71 MHz,  $\text{CDCl}_3$ ):  $\delta$  -146.8 (N-2), -95.7 (N-1), -81.6 (N-5). IR (KBr,  $\nu$ ,  $\text{cm}^{-1}$ ): 3056, 3012 ( $\text{CH}_{\text{arom}}$ ), 2951, 2834, 2903, 2831 ( $\text{CH}_{\text{aliph}}$ ), 1607, 1598, 1588, 1507, 1247 (C=C, C=N, C-N), 1075, 1038 (C-O), 755, 728, 701, 685 (CH=CH of mono- and disubstituted benzenes). MS ( $\text{ES}^+$ ):  $m/z$  (%): 392 ( $[\text{M} + \text{H}]^+$ , 100). HRMS (ESI)  $\text{C}_{26}\text{H}_{22}\text{N}_3\text{O}$  ( $[\text{M} + \text{H}]^+$ ): requires 392.1757 and found 392.1759.

#### 7-(3,4-Dimethoxyphenyl)-4-methyl-2,6-diphenyl-2H-pyrazolo[4,3-c]pyridine 28

7-(3,4-Dimethoxyphenyl)-4-methyl-2,6-diphenyl-2H-pyrazolo[4,3-c]pyridine **28** was prepared in accordance with general procedure (D) from 7-iodo-4-methyl-2,6-diphenyl-2H-pyrazolo[4,3-c]pyridine **14** (50 mg, 0.12 mmol), (3,4-dimethoxyphenyl)boronic acid (26 mg, 0.145 mmol),  $\text{Cs}_2\text{CO}_3$  (79 mg, 0.24 mmol),  $\text{Pd}(\text{OAc})_2$  (1.9 mg, 0.008 mmol), EtOH (0.9 mL), and water (0.3 mL). The reaction was finished after 1 h. The desired compound

was obtained after purification by column chromatography (EtOAc/Hex, 1:3 *v/v*). Yield: 41 mg (67%), light yellow crystalline solid, mp = 180–181 °C,  $R_f$  = 0.12 (EtOAc/Hex, 1:3 *v/v*).  $^1\text{H}$  NMR (700 MHz,  $\text{CDCl}_3$ ):  $\delta$  2.91 (3H, s,  $\text{CH}_3$ ), 3.60 (3H, s, 3-O $\text{CH}_3$ ), 3.89 (3H, s, 4-O $\text{CH}_3$ ), 6.85–6.90 (2H, m, C7Ph 2,5-H), 7.20–7.24 (2H, m, C7Ph 6-H, C6Ph 4-H), 7.24–7.28 (2H, m, C6Ph 3,5-H), 7.41–7.44 (1H, m, NPh 4-H), 7.44–7.47 (2H, m, C6Ph 2,6-H), 7.50–7.54 (2H, m, NPh 3,5-H), 7.90–7.95 (2H, m, NPh 2,6-H), 8.62 (1H, s, 3-H).  $^{13}\text{C}$  NMR (176 MHz,  $\text{CDCl}_3$ ):  $\delta$  23.2 ( $\text{CH}_3$ ), 55.7 (3-O $\text{CH}_3$ ), 55.9 (4-O $\text{CH}_3$ ), 110.8 (C7Ph C-5), 114.9 (C7Ph C-2), 120.3 (C-3a), 120.6 (C-7), 121.4 (NPh C-2,6), 121.8 (C-3), 123.9 (C7Ph C-6), 127.1 (C6Ph C-4), 128.1 (C6Ph C-3,5), 128.3 (C7Ph C-1), 128.6 (NPh C-4), 129.7 (NPh C-3,5), 130.6 (C6Ph C-2,6), 140.3 (NPh C-1), 141.3 (CPh C-1), 148.2 (C7Ph C-4), 148.3 (C7Ph C-3), 149.3 (C-6), 151.6 (C-7a), 154.2 (C-4).  $^{15}\text{N}$  NMR (71 MHz,  $\text{CDCl}_3$ ):  $\delta$  -147.2 (N-2), -96.4 (N-1), -82.9 (N-5). IR ( $\nu$ ,  $\text{cm}^{-1}$ ): 3121, 3049, 2999 ( $\text{CH}_{\text{arom}}$ ), 2987, 2949, 2937, 2832 ( $\text{CH}_{\text{aliph}}$ ), 1589, 1519, 1508, 1481, 1465, 1256, 1231 (C=C, C=N, C-N), 1164, 1138, 1023 (C-O-C), 759, 728, 701, 686, 667 (CH=CH of mono- and trisubstituted benzenes). MS ( $\text{ES}^+$ ):  $m/z$  (%): 422 ( $[\text{M} + \text{H}]^+$ , 98). HRMS (ESI) for  $\text{C}_{27}\text{H}_{24}\text{N}_3\text{O}_2$  ( $[\text{M} + \text{H}]^+$ ): requires 422.1863 and found 422.1863.

#### 4-(4-Methyl-2,6-diphenyl-2H-pyrazolo[4,3-c]pyridin-7-yl)phenol **29**

4-(4-Methyl-2,6-diphenyl-2H-pyrazolo[4,3-c]pyridin-7-yl)phenol **29** was prepared in accordance with general procedure (D) from -iodo-4-methyl 2,6-diphenyl-2H-pyrazolo[4,3-c]pyridine **14** (80 mg, 0.2 mmol), (4-hydroxyphenyl)boronic acid (32 mg, 0.23 mmol),  $\text{Cs}_2\text{CO}_3$  (127 mg, 0.39 mmol),  $\text{Pd}(\text{OAc})_2$  (3 mg, 0.014 mmol), EtOH (1.2 mL), and water (0.4 mL). The reaction was finished after 30 min. The desired compound was obtained after purification by column chromatography (EtOAc/Hex, 1:4 to 1:2 *v/v*). Yield: 37 mg (50%), yellowish crystalline solid, mp = 269–270 °C,  $R_f$  = 0.20 (EtOAc/Hex, 1:2 *v/v*).  $^1\text{H}$  NMR (700 MHz,  $\text{DMSO}-d_6$ ):  $\delta$  2.80 (3H, s,  $\text{CH}_3$ ), 6.68–6.73 (2H, m, C7Ph 3,5-H), 7.16–7.19 (2H, m, C7Ph 2,6-H), 7.20–7.22 (1H, m, C6Ph 4-H), 7.22–7.26 (2H, m, C6Ph 3,5-H), 7.34–7.38 (2H, m, C6Ph 2,6-H), 7.46–7.49 (1H, m, NPh 4-H), 7.57–7.63 (2H, m, NPh 3,5-H), 8.04–8.08 (2H, m, NPh 2,6-H), 9.44 (1H, s, OH), 9.51 (1H, s, 3-H).  $^{13}\text{C}$  NMR (176 MHz,  $\text{DMSO}-d_6$ ):  $\delta$  22.6 ( $\text{CH}_3$ ), 114.9 (C7Ph C-3,5), 119.7 (C-3a), 120.0 (C-7), 120.6 (NPh C-2,6), 123.9 (C-3), 126.3 (C7Ph C-1), 126.7 (C6Ph C-4), 127.4 (C6Ph C-3,5), 128.4 (NPh C-4), 129.7 (NPh C-3,5), 130.3 (C6Ph C-2,6), 132.0 (C7Ph C-2,6), 139.6 (NPh C-1), 141.1 (C6Ph C-1), 148.0 (C-6), 150.9 (C-7a), 153.9 (C-4), 156.4 (C7Ph C-4).  $^{15}\text{N}$  NMR (71 MHz,  $\text{DMSO}-d_6$ ):  $\delta$  -147.2 (N-2), -80.5 (N-5), N-1 not found. IR (KBr,  $\nu$ ,  $\text{cm}^{-1}$ ): 3455 (OH), 3149 ( $\text{CH}_{\text{arom}}$ ), 2920 ( $\text{CH}_{\text{aliph}}$ ), 1609, 1591, 1509, 1397, 1264 (C=C, C=N, C-N), 828, 757, 698 (CH=CH of mono- and disubstituted benzenes). MS ( $\text{ES}^+$ ):  $m/z$  (%): 378 ( $[\text{M} + \text{H}]^+$ , 97). HRMS (ESI) for  $\text{C}_{25}\text{H}_{20}\text{N}_3\text{O}$  ( $[\text{M} + \text{H}]^+$ ): requires 378.1601 and found 378.1602.

#### 4-Ethyl-2,6,7-triphenyl-2H-pyrazolo[4,3-c]pyridine **30**

4-Ethyl-2,6,7-triphenyl-2H-pyrazolo[4,3-c]pyridine **30** was prepared in accordance with general procedure (D) from 7-iodo-4-methyl 2,6-diphenyl-2H-pyrazolo[4,3-c]pyridine **15** (80 mg, 0.19 mmol), phenylboronic acid (31 mg, 0.23 mmol),  $\text{Cs}_2\text{CO}_3$  (123 mg, 0.38 mmol),  $\text{Pd}(\text{OAc})_2$  (3 mg, 0.013 mmol), EtOH (1.2 mL), and water (0.4 mL). The reaction was finished after 30 min. The desired compound was obtained after purification by column chromatography (EtOAc/Hex, 1:5 *v/v*). Yield: 58 mg (81%), yellowish crystalline solid, mp = 179–180 °C,  $R_f$  = 0.39 (EtOAc/Hex, 1:3 *v/v*).  $^1\text{H}$  NMR (700 MHz,  $\text{CDCl}_3$ ):  $\delta$  1.54 (3H, t,  $J$  = 7.6 Hz,  $\text{CH}_3$ ), 3.23 (2H, q,  $J$  = 7.6 Hz,  $\text{CH}_2$ ), 7.19–7.23 (1H, m, C6Ph 4-H), 7.23–7.26 (2H, m, C6Ph 3,5-H), 7.26–7.29 (1H, m, C7Ph 4-H), 7.29–7.34 (2H, m, C7Ph 3,5-H), 7.40–7.44 (1H, m, NPh 4-H), 7.46–7.50 (4H, m, CPh 2,6-H), 7.50–7.53 (2H, m, NPh 3,5-H), 7.87–7.95 (2H, m, NPh 2,6-H), 8.62 (1H, s, 3-H).  $^{13}\text{C}$  NMR (176 MHz,  $\text{CDCl}_3$ ):  $\delta$  13.3 ( $\text{CH}_3$ ), 30.4 ( $\text{CH}_2$ ), 119.0 (C-3a), 120.7 (C-7), 121.2 (C-4), 121.3 (NPh C-2,6), 127.0 (C6Ph and C7Ph C-4), 127.7 (C6Ph C-3,5), 127.9 (C7Ph C-3,5), 128.4 (NPh C-4), 129.5 (NPh C-3,5), 130.7 (C6Ph C-2,6), 131.2 (C7Ph C-2,6), 136.2 (C7Ph C-1), 140.2 (NPh C-1), 141.0 (C6Ph C-1), 149.1 (C-6), 151.9 (C-7a), 159.3 (C-4).  $^{15}\text{N}$  NMR (71 MHz,  $\text{CDCl}_3$ ):  $\delta$  -147.3 (N-2), N-1 not found, -83.4 (N-5). IR (KBr,  $\nu$ ,  $\text{cm}^{-1}$ ): 3059 ( $\text{CH}_{\text{arom}}$ ), 2970, 2930 ( $\text{CH}_{\text{aliph}}$ ), 1587, 1547, 1476, 1371, 1213

(C=C, C=N, C–N), 753, 697, 686 (CH=CH monosubstituted benzenes). MS (ES<sup>+</sup>): *m/z* (%): 375 ([M + H]<sup>+</sup>, 99). HRMS (ESI) for C<sub>26</sub>H<sub>22</sub>N<sub>3</sub> ([M + H]<sup>+</sup>): requires 376.1808 and found 376.1808.

#### 4-Ethyl-7-(4-methoxyphenyl)-2,6-diphenyl-2H-pyrazolo[4,3-*c*]pyridine 31

4-Ethyl-7-(4-methoxyphenyl)-2,6-diphenyl-2H-pyrazolo[4,3-*c*]pyridine 31 was prepared in accordance with general procedure (D) from 7-iodo-4-methyl 2,6-diphenyl-2H-pyrazolo[4,3-*c*]pyridine 15 (80 mg, 0.19 mmol), (4-methoxyphenyl)boronic acid (34 mg, 0.23 mmol), Cs<sub>2</sub>CO<sub>3</sub> (123 mg, 0.38 mmol), Pd(OAc)<sub>2</sub> (3 mg, 0.013 mmol), EtOH (1.2 mL), and water (0.4 mL). The reaction was finished after 30 min. The desired compound was obtained after purification by column chromatography (EtOAc/Hex, 1:5 *v/v*). Yield: 63 mg (82%), yellowish crystalline solid, mp = 161–162 °C, *R<sub>f</sub>* = 0.34 (EtOAc/Hex, 1:3 *v/v*). <sup>1</sup>H NMR (700 MHz, CDCl<sub>3</sub>): δ 1.53 (3H, t, *J* = 7.6 Hz, CH<sub>3</sub>), 3.21 (2H, q, *J* = 7.6 Hz, CH<sub>2</sub>), 3.82 (3H, s, OCH<sub>3</sub>), 6.83–6.90 (2H, m, C7Ph 3,5-H), 7.19–7.23 (1H, m, C6Ph 4-H), 7.24–7.27 (2H, m, C6Ph 3,5-H), 7.40–7.44 (3H, m, C7Ph 2,6-H and NPh 4-H), 7.47–7.50 (2H, m, C6Ph 2,6-H), 7.50–7.53 (2H, m, NPh 3,5-H), 7.86–7.97 (2H, m, NPh 2,6-H), 8.61 (1H, s, 3-H). <sup>13</sup>C NMR (176 MHz, CDCl<sub>3</sub>): δ 13.3 (CH<sub>3</sub>), 30.4 (CH<sub>2</sub>), 55.1 (OCH<sub>3</sub>), 113.5 (C7Ph C-3,5), 119.0 (C-3a), 120.3 (C-7), 121.2 (C-4), 121.3 (NPh C-2,6), 126.9 (C6Ph C-4), 127.7 (C6Ph C-3,5), 128.3 (C7Ph C-1), 128.4 (NPh C-4), 129.5 (NPh C-3,5), 130.6 (C6Ph C-2,6), 132.3 (C7Ph C-2,6), 140.2 (NPh C-1), 141.2 (C6Ph C-1), 148.9 (C-6), 152.1 (C-7a), 158.6 (C7Ph C-4), 158.9 (C-4). <sup>15</sup>N NMR (71 MHz, CDCl<sub>3</sub>): δ –147.6 (N-2), N-1 not found, –83.2 (N-5). IR (KBr, ν, cm<sup>–1</sup>): 3058, 3016 (CH<sub>arom</sub>), 2986, 2934, 2889 (CH<sub>aliph</sub>), 1607, 1507, 1462, 1376, 1290, 1248, 1176 (C=C, C=N, C–N), 1045 (C–O), 830, 753, 699, 686 (CH=CH of mono- and disubstituted benzenes). MS (ES<sup>+</sup>): *m/z* (%): 405 ([M + H]<sup>+</sup>, 99). HRMS (ESI) for C<sub>27</sub>H<sub>24</sub>N<sub>3</sub>O ([M + H]<sup>+</sup>): requires 406.1914 and found 406.1914.

#### 7-(2,4-Dimethoxyphenyl)-4-ethyl-2,6-diphenyl-2H-pyrazolo[4,3-*c*]pyridine 32

7-(2,4-Dimethoxyphenyl)-4-ethyl-2,6-diphenyl-2H-pyrazolo[4,3-*c*]pyridine 32 was prepared in accordance with general procedure (D) from 7-iodo-4-methyl 2,6-diphenyl-2H-pyrazolo[4,3-*c*]pyridine 15 (80 mg, 0.19 mmol), (2,4-dimethoxyphenyl)boronic acid (41 mg, 0.23 mmol), Cs<sub>2</sub>CO<sub>3</sub> (123 mg, 0.38 mmol), Pd(OAc)<sub>2</sub> (3 mg, 0.013 mmol), EtOH (1.2 mL), and water (0.4 mL). The reaction was finished after 30 min. The desired compound was obtained after purification by column chromatography (EtOAc/Hex, 1:5 *v/v*). Yield: 40 mg (48%), yellow crystalline solid, mp = 202–203 °C, *R<sub>f</sub>* = 0.24 (EtOAc/Hex, 1:3 *v/v*). <sup>1</sup>H NMR (700 MHz, CDCl<sub>3</sub>): δ 1.53 (3H, t, *J* = 7.6 Hz, CH<sub>3</sub>), 3.21 (2H, q, *J* = 7.6 Hz, CH<sub>2</sub>), 3.37 (3H, s, 2-OCH<sub>3</sub>), 3.83 (3H, s, 4-OCH<sub>3</sub>), 6.38–6.44 (1H, m, C7Ph 3-H), 6.53–6.59 (1H, m, C7Ph 5-H), 7.15–7.19 (1H, m, C6Ph 4-H), 7.19–7.25 (2H, m, C6Ph 3,5-H), 7.35–7.41 (2H, m, NPh 4-H and C7Ph 6-H), 7.45–7.51 (4H, m, C6Ph 2,6-H and NPh 3,5-H), 7.84–7.90 (2H, m, NPh 2,6-H), 8.58 (1H, s, 3-H). <sup>13</sup>C NMR (176 MHz, CDCl<sub>3</sub>): δ 13.3 (CH<sub>3</sub>), 30.4 (CH<sub>2</sub>), 55.1 (2-OCH<sub>3</sub>), 55.3 (4-OCH<sub>3</sub>), 99.1 (C7Ph C-3), 104.6 (C7Ph C-5), 116.8 (C-7), 117.9 (C7Ph C-1), 119.0 (C-3a), 121.2 (C-3), 121.4 (NPh C-2,6), 126.7 (C6Ph C-4), 127.4 (C6Ph C-3,5), 128.3 (NPh C-4), 129.5 (NPh C-3,5 and C6Ph C-2,6), 132.8 (C7Ph C-6), 140.3 (NPh C-1), 141.9 (C6Ph C-1), 149.9 (C-6), 152.4 (C-7a), 157.9 (C7Ph C-2), 159.0 (C-4), 160.5 (C7Ph C-4). <sup>15</sup>N NMR (71 MHz, CDCl<sub>3</sub>): δ –147.9 (N-2), –96.4 (N-1), –84.6 (N-5). IR (KBr, ν, cm<sup>–1</sup>): 3134, 3058 (CH<sub>arom</sub>), 2966, 2930, 2836 (CH<sub>aliph</sub>), 1606, 1588, 1547, 1505, 1462, 1305, 1204 (C=C, C=N, C–N), 1027 (C–O), 829, 764, 705, 691 (CH=CH of mono- and trisubstituted benzenes). MS (ES<sup>+</sup>): *m/z* (%): 435 ([M + H]<sup>+</sup>, 100). HRMS (ESI) for C<sub>28</sub>H<sub>26</sub>N<sub>3</sub>O<sub>2</sub> ([M + H]<sup>+</sup>): requires 436.2020 and found 436.2020.

#### 4-Ethyl-2,6-diphenyl-7-(*p*-tolyl)-2H-pyrazolo[4,3-*c*]pyridine 33

4-Ethyl-2,6-diphenyl-7-(*p*-tolyl)-2H-pyrazolo[4,3-*c*]pyridine 33 was prepared in accordance with general procedure (D) from 7-iodo-4-methyl 2,6-diphenyl-2H-pyrazolo[4,3-*c*]pyridine 15 (80 mg, 0.19 mmol), (4-methylphenyl)boronic acid (31 mg, 0.23 mmol), Cs<sub>2</sub>CO<sub>3</sub> (123 mg, 0.38 mmol), Pd(OAc)<sub>2</sub> (3 mg, 0.013 mmol), EtOH (1.2 mL), and water

(0.4 mL). The reaction was finished after 30 min. The desired compound was obtained after purification by column chromatography (EtOAc/Hex, 1:8 *v/v*). Yield: 60 mg (81%), yellowish crystalline solid, mp = 179–180 °C,  $R_f$  = 0.41 (EtOAc/Hex, 1:3 *v/v*).  $^1\text{H}$  NMR (700 MHz,  $\text{CDCl}_3$ ):  $\delta$  1.52 (3H, t,  $J$  = 7.6 Hz,  $\text{CH}_2\text{CH}_3$ ), 2.34 (3H, s, Ph- $\text{CH}_3$ ), 3.19 (2H, q,  $J$  = 7.6 Hz,  $\text{CH}_2\text{CH}_3$ ), 7.09–7.14 (2H, m, C7Ph 3,5-H), 7.19–7.22 (1H, m, C6Ph 4-H), 7.23–7.25 (2H, m, C6Ph 3,5-H), 7.34–7.38 (2H, m, C6Ph 2,6-H), 7.38–7.41 (1H, m, NPh 4-H), 7.46–7.51 (4H, m, NPh 3,5-H and C7Ph 2,6-H), 7.86–7.91 (2H, m, NPh 2,6-H), 8.59 (1H, s, 3-H).  $^{13}\text{C}$  NMR (176 MHz,  $\text{CDCl}_3$ ):  $\delta$  13.3 ( $\text{CH}_2\text{CH}_3$ ), 21.3 (Ph- $\text{CH}_3$ ), 30.4 ( $\text{CH}_2\text{CH}_3$ ), 119.0 (C-3a), 120.7 (C-7), 121.2 (C-4), 121.3 (NPh C-2,6), 126.9 (C6Ph C-4), 127.7 (C6Ph C-3,5), 128.3 (NPh C-4), 128.7 (C7Ph C-3), 129.5 (NPh C-3,5), 130.6 (C7Ph C-2,6), 131.0 (C6Ph C-2,6), 133.0 (C7Ph C-1), 136.5 (C7Ph C-4), 140.2 (NPh C-1), 141.2 (C6Ph C-1), 148.9 (C-6), 152.0 (C-7a), 159.0 (C-4).  $^{15}\text{N}$  NMR (71 MHz,  $\text{CDCl}_3$ ):  $\delta$  -147.5 (N-2), -96.1 (N-1), -83.3 (N-5). IR (KBr,  $\nu$ ,  $\text{cm}^{-1}$ ): 3028 ( $\text{CH}_{\text{arom}}$ ), 2990, 2939 ( $\text{CH}_{\text{aliph}}$ ), 1587, 1505, 1463, 1377, 1211, 1045 (C=C, C=N, C-N), 822, 753, 699, 686 (CH=CH of mono- and disubstituted benzenes). MS ( $\text{ES}^+$ ):  $m/z$  (%): 389 ( $[\text{M} + \text{H}]^+$ , 98). HRMS (ESI) for  $\text{C}_{27}\text{H}_{24}\text{N}_3$  ( $[\text{M} + \text{H}]^+$ ): requires 390.1965 and found 390.1965.

#### 4-Ethyl-2,6-diphenyl-7-[4-(trifluoromethyl)phenyl]-2H-pyrazolo[4,3-c]pyridine 34

4-Ethyl-2,6-diphenyl-7-[4-(trifluoromethyl)phenyl]-2H-pyrazolo[4,3-c]pyridine **34** was prepared in accordance with general procedure (D) from 7-iodo-4-methyl 2,6-diphenyl-2H-pyrazolo[4,3-c]pyridine **15** (80 mg, 0.19 mmol), 4-(trifluoromethyl)phenylboronic acid (43 mg, 0.23 mmol),  $\text{Cs}_2\text{CO}_3$  (123 mg, 0.38 mmol),  $\text{Pd}(\text{OAc})_2$  (3 mg, 0.013 mmol), EtOH (1.2 mL), and water (0.4 mL). The reaction was finished after 30 min. The desired compound was obtained after purification by column chromatography (EtOAc/Hex, 1:8 *v/v*). Yield: 77 mg (92%), yellowish crystalline solid, mp = 203–204 °C,  $R_f$  = 0.39 (EtOAc/Hex, 1:3 *v/v*).  $^1\text{H}$  NMR (700 MHz,  $\text{CDCl}_3$ ):  $\delta$  1.54 (3H, t,  $J$  = 7.6 Hz,  $\text{CH}_3$ ), 3.19 (2H, q,  $J$  = 7.6 Hz,  $\text{CH}_2$ ), 7.22–7.28 (3H, m, C6Ph 3,4,5-H), 7.41–7.46 (3H, m, C6Ph 2,6-H, NPh 4-H), 7.50–7.54 (2H, m, NPh 3,5-H), 7.55–7.58 (2H, m, C7Ph 3,5-H), 7.59–7.63 (2H, m, C7Ph 2,6-H), 7.88–7.92 (2H, m, NPh 2,6-H), 8.64 (1H, s, 3-H).  $^{13}\text{C}$  NMR (176 MHz,  $\text{CDCl}_3$ ):  $\delta$  13.3 ( $\text{CH}_3$ ), 30.4 ( $\text{CH}_2$ ), 119.0 (C-3a), 119.2 (C-7), 121.3 (NPh C-2,6), 121.5 (C-4), 124.3 ( $\text{CF}_3$ ,  $J$  = 201.6 Hz), 124.8 (C7Ph C-3,5,  $J$  = 2.52 Hz), 127.4 (C6Ph C-4), 127.9 (C6Ph C-3,5), 128.6 (NPh C-4), 128.8 (C7Ph C-4,  $J$  = 25.2 Hz), 129.6 (NPh C-3,5), 130.7 (C6Ph C-2,6), 131.5 (C7Ph C-2,6), 140.0 (NPh C-1), 140.1 (C7Ph C-1), 140.4 (C6Ph C-1), 149.6 (C-6), 151.5 (C-7a), 160.1 (C-4).  $^{15}\text{N}$  NMR (71 MHz,  $\text{CDCl}_3$ ):  $\delta$  -146.9 (N-2), -97.4 (N-1), -83.5 (N-5).  $^{19}\text{F}$  NMR (376 MHz,  $\text{CDCl}_3$ ):  $\delta$  -65.59 (3F, s,  $\text{CF}_3$ ). IR (KBr,  $\nu$ ,  $\text{cm}^{-1}$ ): 3053 ( $\text{CH}_{\text{arom}}$ ), 2971 ( $\text{CH}_{\text{aliph}}$ ), 1585, 1484, 1327, 1130 (C=C, C=N, C-N, C-F), 759, 696 (CH=CH of mono- and disubstituted benzenes). MS ( $\text{ES}^+$ ):  $m/z$  (%): 443 ( $[\text{M} + \text{H}]^+$ , 99). HRMS (ESI) for  $\text{C}_{27}\text{H}_{21}\text{F}_3\text{N}_3$  ( $[\text{M} + \text{H}]^+$ ): requires 444.1682 and found 444.1682.

#### 4-Ethyl-2,6-diphenyl-7-[4-(trifluoromethoxy)phenyl]-2H-pyrazolo[4,3-c]pyridine 35

4-Ethyl-2,6-diphenyl-7-[4-(trifluoromethoxy)phenyl]-2H-pyrazolo[4,3-c]pyridine **35** was prepared in accordance with general procedure (D) from 7-iodo-4-methyl 2,6-diphenyl-2H-pyrazolo[4,3-c]pyridine **15** (80 mg, 0.19 mmol), 4-(trifluoromethoxy)phenylboronic acid (47 mg, 0.23 mmol),  $\text{Cs}_2\text{CO}_3$  (123 mg, 0.38 mmol),  $\text{Pd}(\text{OAc})_2$  (3 mg, 0.013 mmol), EtOH (1.2 mL), and water (0.4 mL). The reaction was finished after 30 min. The desired compound was obtained after purification by column chromatography (EtOAc/Hex, 1:8 *v/v*). Yield: 74 mg (85%), white crystalline solid, mp = 153–154 °C,  $R_f$  = 0.41 (EtOAc/Hex, 1:3 *v/v*).  $^1\text{H}$  NMR (700 MHz,  $\text{CDCl}_3$ ):  $\delta$  1.54 (3H, t,  $J$  = 7.6 Hz,  $\text{CH}_3$ ), 3.22 (2H, q,  $J$  = 7.6 Hz,  $\text{CH}_2$ ), 7.12–7.19 (2H, m, C7Ph 3,5-H), 7.22–7.28 (3H, m, C6Ph 3,4,5-H), 7.40–7.48 (3H, m, C6Ph 2,6-H, NPh 4-H), 7.49–7.56 (4H, m, NPh 3,5-H and C7Ph C-2,6), 7.87–7.94 (2H, m, NPh 2,6-H), 8.63 (1H, s, 3-H).  $^{13}\text{C}$  NMR (176 MHz,  $\text{CDCl}_3$ ):  $\delta$  13.3 ( $\text{CH}_3$ ), 30.4 ( $\text{CH}_2$ ), 119.0 (C-3a), 119.2 (C-7), 120.3 (C7Ph C-3,5), 120.5 ( $\text{CF}_3$ ,  $J$  = 176.4 Hz), 121.3 (NPh C-2,6), 121.5 (C-4), 127.2 (C6Ph C-4), 127.8 (C6Ph C-3,5), 128.6 (NPh C-4), 129.6 (NPh C-3,5), 130.6 (C6Ph C-2,6), 132.6 (C7Ph C-2,6), 134.8 (C7Ph C-4), 140.1 (NPh C-1), 140.6 (C6Ph C-1), 148.2 (C7Ph

C-1), 149.4 (C-6), 151.6 (C-7a), 159.8 (C-4).  $^{15}\text{N}$  NMR (71 MHz,  $\text{CDCl}_3$ ):  $\delta$  -147.1 (N-2), -97.4 (N-1), -83.5 (N-5).  $^{19}\text{F}$  NMR (376 MHz,  $\text{CDCl}_3$ ):  $\delta$  -60.82 (3F, s,  $\text{CF}_3$ ). IR (KBr,  $\nu$ ,  $\text{cm}^{-1}$ ): 3049 ( $\text{CH}_{\text{arom}}$ ), 2969, 2934 ( $\text{CH}_{\text{aliph}}$ ), 1586, 1507, 1367, 1259, 1225, 1168 (C=C, C=N, C-N, C-F), 757, 699, 687 (CH=CH of mono- and disubstituted benzenes). MS ( $\text{ES}^+$ ):  $m/z$  (%): 459 ( $[\text{M} + \text{H}]^+$ , 99). HRMS (ESI) for  $\text{C}_{27}\text{H}_{21}\text{F}_3\text{N}_3\text{O}$  ( $[\text{M} + \text{H}]^+$ ): requires 460.163 and found 460.1631.

#### 7-(4-Chlorophenyl)-4-ethyl-2,6-diphenyl-2H-pyrazolo[4,3-c]pyridine 36

7-(4-Chlorophenyl)-4-ethyl-2,6-diphenyl-2H-pyrazolo[4,3-c]pyridine 36 was prepared in accordance with general procedure (D) from 7-iodo-4-methyl 2,6-diphenyl-2H-pyrazolo[4,3-c]pyridine 15 (80 mg, 0.19 mmol), 4-chlorophenylboronic acid (36 mg, 0.23 mmol),  $\text{Cs}_2\text{CO}_3$  (123 mg, 0.38 mmol),  $\text{Pd}(\text{OAc})_2$  (3 mg, 0.013 mmol), EtOH (1.2 mL), and water (0.4 mL). The reaction was finished after 30 min. The desired compound was obtained after purification by column chromatography (EtOAc/Hex, 1:8  $v/v$ ). Yield: 65 mg (83%), yellow crystalline solid, mp = 226–227 °C,  $R_f$  = 0.49 (EtOAc/Hex, 1:3  $v/v$ ).  $^1\text{H}$  NMR (700 MHz,  $\text{CDCl}_3$ ):  $\delta$  1.52 (3H, t,  $J$  = 7.6 Hz,  $\text{CH}_3$ ), 3.21 (2H, q,  $J$  = 7.6 Hz,  $\text{CH}_2$ ), 7.22–7.30 (5H, m, C6Ph 3,4,5-H; C7Ph 3,5-H), 7.40–7.44 (3H, m, C7Ph 2,6-H; NPh 4-H), 7.44–7.47 (2H, m, C6Ph 2,6-H), 7.50–7.53 (2H, m, NPh 3,5-H), 7.86–7.93 (2H, m, NPh 2,6-H), 8.61 (1H, s, 3-H).  $^{13}\text{C}$  NMR (176 MHz,  $\text{CDCl}_3$ ):  $\delta$  13.3 ( $\text{CH}_3$ ), 30.4 ( $\text{CH}_2$ ), 119.0 (C-3a), 119.4 (C-7), 121.3 (NPh C-2,6), 121.4 (C-3), 127.2 (C6Ph C-4), 127.9 (C6Ph C-3,5), 128.2 (C7Ph C-3,5), 128.5 (NPh C-4), 129.6 (NPh C-3,5), 130.6 (C6Ph C-2,6), 132.5 (C7Ph C-2,6), 132.8 (C7Ph C-4), 134.6 (C7Ph C-1), 140.1 (NPh C-1), 140.6 (C6Ph C-1), 149.3 (C-6), 151.6 (C-7a), 159.7 (C-4).  $^{15}\text{N}$  NMR (71 MHz,  $\text{CDCl}_3$ ):  $\delta$  -147.3 (N-2), -97.0 (N-1), -83.3 (N-5). IR (KBr,  $\nu$ ,  $\text{cm}^{-1}$ ): 3057 ( $\text{CH}_{\text{arom}}$ ), 2991, 2939 ( $\text{CH}_{\text{aliph}}$ ), 1691, 1587, 1501, 1463, 1213, 1092 (C=C, C=N, C-N), 825, 756, 698, 688 (CH=CH of mono- and disubstituted benzenes). MS ( $\text{ES}^+$ ):  $m/z$  (%): 409 ( $[\text{M} + \text{H}]^+$ , 96). HRMS (ESI) for  $\text{C}_{26}\text{H}_{21}\text{ClN}_3$  ( $[\text{M} + \text{H}]^+$ ): requires 410.1419 and found 410.1419.

#### 4-(4-Ethyl-2,6-diphenyl-2H-pyrazolo[4,3-c]pyridin-7-yl)phenol 37

4-(4-Ethyl-2,6-diphenyl-2H-pyrazolo[4,3-c]pyridin-7-yl)phenol 37 was prepared in accordance with general procedure (D) from 7-iodo-4-methyl 2,6-diphenyl-2H-pyrazolo[4,3-c]pyridine 15 (80 mg, 0.19 mmol), (4-hydroxyphenyl)boronic acid (31 mg, 0.23 mmol),  $\text{Cs}_2\text{CO}_3$  (123 mg, 0.38 mmol),  $\text{Pd}(\text{OAc})_2$  (3 mg, 0.013 mmol), EtOH (1.2 mL), and water (0.4 mL). The reaction was finished after 30 min. The desired compound was obtained after purification by column chromatography (EtOAc/Hex, 1:8  $v/v$ ). Yield: 50 mg (67%), yellow-brown crystalline solid, mp = 199–200 °C,  $R_f$  = 0.17 (EtOAc/Hex, 1:3  $v/v$ ).  $^1\text{H}$  NMR (700 MHz,  $\text{CDCl}_3$ ):  $\delta$  1.50 (3H, t,  $J$  = 7.6 Hz,  $\text{CH}_3$ ), 2.05 (1H, s, OH), 3.21 (2H, q,  $J$  = 7.6 Hz,  $\text{CH}_2$ ), 6.58–6.64 (2H, m, C7Ph 3,5-H), 7.15–7.18 (1H, m, C6Ph C-4), 7.19–7.24 (4H, m, C6Ph 3,5-H and C7Ph 2,6-H), 7.40–7.45 (3H, m, C6Ph 2,6-H and NPh 4-H), 7.49–7.53 (2H, m, NPh 3,5-H), 7.85–7.90 (2H, m, NPh 2,6-H), 8.60 (1H, s, 3-H).  $^{13}\text{C}$  NMR (176 MHz,  $\text{CDCl}_3$ ):  $\delta$  13.6 ( $\text{CH}_3$ ), 30.1 ( $\text{CH}_2$ ), 115.3 (C7Ph C-3,5), 118.9 (C-3a), 120.7 (C-7), 121.6 (NPh C-2,6), 122.0 (C-3), 126.9 (C6Ph C-4), 127.3 (C7Ph C-1), 127.7 (C6Ph C-3,5), 128.6 (NPh C-4), 129.6 (NPh C-3,5), 130.6 (C6Ph C-2,6), 132.1 (C7Ph C-2,6), 140.0 (NPh C-1), 140.8 (C7Ph C-1), 148.9 (C-6), 152.1 (C-7a), 155.3 (C7Ph C-4), 159.0 (C-4).  $^{15}\text{N}$  NMR (71 MHz,  $\text{CDCl}_3$ ):  $\delta$  -147.5 (N-2), -98.5 (N-1), -85.0 (N-5). IR (KBr,  $\nu$ ,  $\text{cm}^{-1}$ ): 3147 (OH), 3064 ( $\text{CH}_{\text{arom}}$ ), 2963, 2932, 2873 ( $\text{CH}_{\text{aliph}}$ ), 1613, 1586, 1507, 1481, 1267, 1209 (C=C, C=N, C-N), 1040 (C-O), 816, 760, 695 (CH=CH of mono- and disubstituted benzenes). MS ( $\text{ES}^+$ ):  $m/z$  (%): 391 ( $[\text{M} + \text{H}]^+$ , 98). HRMS (ESI) for  $\text{C}_{26}\text{H}_{22}\text{N}_3\text{O}$  ( $[\text{M} + \text{H}]^+$ ): requires 392.1757 and found 392.1757.

#### 4-Isopropyl-7-(4-methoxyphenyl)-4-methyl-2,6-diphenyl-2H-pyrazolo[4,3-c]pyridine 38

4-Isopropyl-7-(4-methoxyphenyl)-4-methyl-2,6-diphenyl-2H-pyrazolo[4,3-c]pyridine 38 was prepared in accordance with general procedure (D) from 7-iodo-4-isopropyl-2,6-diphenyl-2H-pyrazolo[4,3-c]pyridine 16 (100 mg, 0.23 mmol), 4-methoxyphenylboronic acid (42 mg, 0.27 mmol),  $\text{Cs}_2\text{CO}_3$  (148 mg, 0.46 mmol),  $\text{Pd}(\text{OAc})_2$  (4 mg, 0.015 mmol), EtOH (1.5 mL), and water (0.5 mL). The reaction was finished after 1 h. The desired compound



was obtained after purification by column chromatography (EtOAc/Hex, 1:8 *v/v*). Yield: 80 mg (83%), white crystalline solid, mp = 159–160 °C,  $R_f$  = 0.54 (EtOAc/Hex, 1:3 *v/v*).  $^1\text{H}$  NMR (700 MHz,  $\text{CDCl}_3$ ):  $\delta$  1.55 (6H, d,  $J$  = 7.0 Hz,  $\text{CH}-(\text{CH}_3)_2$ ), 3.53 (1H, p,  $J$  = 7.0 Hz,  $\text{CH}-(\text{CH}_3)_2$ ), 3.83 (3H, s,  $\text{OCH}_3$ ), 6.86–6.91 (2H, m, C7Ph 3,5-H), 7.20–7.24 (1H, m, C6Ph 4-H), 7.24–7.28 (2H, m, C6Ph 3,5-H), 7.39–7.45 (3H, m, C7Ph 2,6-H and NPh 4-H), 7.50–7.55 (4H, m, C6Ph 2,6-H and NPh 3,5-H), 7.89–7.94 (2H, m, NPh 2,6-H), 8.63 (1H, s, 3-H).  $^{13}\text{C}$  NMR (176 MHz,  $\text{CDCl}_3$ ):  $\delta$  22.0 ( $\text{CH}-(\text{CH}_3)_2$ ), 36.2 ( $\text{CH}-(\text{CH}_3)_2$ ), 55.3 ( $\text{OCH}_3$ ), 113.7 (C7Ph C-3,5), 118.1 (C-3a), 120.3 (C-7), 121.2 (C-3), 121.5 (NPh C-2,6), 127.0 (C6Ph C-4), 127.8 (C6Ph C-3,5), 128.5 (NPh C-4), 128.6 (C7Ph C-1), 129.7 (NPh C-3,5), 131.0 (C6Ph C-2,6), 132.4 (C7Ph C-2,6), 140.4 (NPh C-1), 141.4 (C6Ph C-1), 148.5 (C-6), 152.6 (C-7a), 158.7 (C7Ph C-4), 162.5 (C-4).  $^{15}\text{N}$  NMR (71 MHz,  $\text{CDCl}_3$ ):  $\delta$  -147.9 (N-2), -96.8 (N-1), -83.9 (N-5). IR ( $\nu$ ,  $\text{cm}^{-1}$ ): 3136, 3041 ( $\text{CH}_{\text{arom}}$ ), 2961, 2926, 2869 ( $\text{CH}_{\text{aliph}}$ ), 1587, 1547, 1506, 1482, 1464, 1379, 1288, 1242 (C=C, C=N, C-N), 1212, 1177, 1031 (C-O-C), 763, 758, 689 (CH=CH of mono- and disubstituted benzenes). MS ( $\text{ES}^+$ ):  $m/z$  (%): 421 ( $[\text{M} + 2\text{H}]^+$ , 97.4). HRMS (ESI) for  $\text{C}_{28}\text{H}_{26}\text{N}_3\text{O}$  ( $[\text{M} + \text{H}]^+$ ): requires 420.2070 and found 420.2070.

#### 7-(4-Methoxyphenyl)-2,4,6-triphenyl-2H-pyrazolo[4,3-c]pyridine 39

7-(4-Methoxyphenyl)-2,4,6-triphenyl-2H-pyrazolo[4,3-c]pyridine 39 was prepared in accordance with general procedure (D) from 7-iodo-2,4,6-triphenyl-2H-pyrazolo[4,3-c]pyridine 17 (64 mg, 0.135 mmol), (4-methoxyphenyl)boronic acid (25 mg, 0.16 mmol),  $\text{Cs}_2\text{CO}_3$  (88 mg, 0.27 mmol),  $\text{Pd}(\text{OAc})_2$  (2 mg, 0.009 mmol), EtOH (0.9 mL), and water (0.3 mL). The reaction was finished after 45 min. The desired compound was obtained after purification by column chromatography (EtOAc/Hex, 1:10 *v/v*). Yield: 38 mg (62%), yellow crystalline solid, mp = 246–247 °C,  $R_f$  = 0.54 (EtOAc/Hex, 1:3 *v/v*).  $^1\text{H}$  NMR (700 MHz,  $\text{CDCl}_3$ ):  $\delta$  3.84 (3H, s,  $\text{CH}_3$ ), 6.88–6.92 (2H, m, C7Ph C-3,5), 7.23–7.26 (1H, m, C6Ph 4-H), 7.26–7.31 (2H, m, 3,5-H), 7.41–7.44 (1H, m, NPh 4-H), 7.48–7.54 (5H, m, C4Ph 4-H; C7Ph 2,6-H; NPh 3,5-H), 7.55–7.62 (4H, m, C6Ph 2,6-H; C4Ph 3,5-H), 7.91–7.96 (2H, m, NPh 2,6-H), 8.14–8.20 (2H, m, C4Ph 2,6-H), 8.80 (1H, s, 3-H).  $^{13}\text{C}$  NMR (176 MHz,  $\text{CDCl}_3$ ):  $\delta$  55.2 ( $\text{CH}_3$ ), 113.5 (C7Ph C-3,5), 118.1 (C-3a), 121.2 (C-7), 121.4 (NPh C-2,6), 122.3 (C-4), 127.0 (C6Ph C-4), 127.7 (C6Ph C-3,5), 128.1 (C7Ph C-1), 128.3 (C4Ph C-2,6), 128.6 (NPh C-4), 128.8 (C4Ph C-3,5), 129.4 (C4Ph C-4), 129.6 (NPh C-3,5), 130.6 (C6Ph C-2,6), 132.4 (C7Ph C-2,6), 139.7 (C4Ph C-1), 140.1 (NPh C-1), 141.1 (C6Ph C-1), 149.2 (C-6), 152.8 (C-7a), 153.4 (C-4), 158.8 (C7Ph C-4).  $^{15}\text{N}$  NMR (71 MHz,  $\text{CDCl}_3$ ):  $\delta$  -145.6 (N-2), -96.6 (N-1), N-5 not found. IR (KBr,  $\nu$ ,  $\text{cm}^{-1}$ ): 3056 ( $\text{CH}_{\text{arom}}$ ), 2924, 2833 ( $\text{CH}_{\text{aliph}}$ ), 1609, 1504, 1463, 1353, 1249, 1175 (C=C, C=N, C-N), 1038 (C-O), 838, 754, 695, 687 (CH=CH of mono- and disubstituted benzenes). MS ( $\text{ES}^+$ ):  $m/z$  (%): 454 ( $[\text{M} + \text{H}]^+$ , 96). HRMS (ESI) for  $\text{C}_{31}\text{H}_{24}\text{N}_3\text{O}$  ( $[\text{M} + \text{H}]^+$ ): requires 454.1914 and found 454.1914.

#### 3.2.6. General Procedure (E) of 4-(4-Ethyl-2,6-diphenyl-2H-pyrazolo[4,3-c]pyridin-7-yl)phenol 37 Alkylation

4-(4-Ethyl-2,6-diphenyl-2H-pyrazolo[4,3-c]pyridin-7-yl)phenol 37 (1 equivalent) was dissolved in DMF. Then, NaH (60% in mineral oil) (1.1 equivalents) was added at room temperature. Then, an appropriate amount of alkyl iodide (1.1 equivalents) was added at 70 °C and the mixture was stirred for 1 h. Upon completion (monitored by TLC), the reaction mixture was cooled to room temperature, diluted with water (20 mL), and extracted with EtOAc (3  $\times$  25 mL). The combined organic layers were washed with brine (10 mL), dried over anhydrous  $\text{Na}_2\text{SO}_4$ , filtered, and evaporated under reduced pressure. The residue was purified by column chromatography.

#### 7-(4-Ethoxyphenyl)-4-ethyl-2,6-diphenyl-2H-pyrazolo[4,3-c]pyridine 40

7-(4-Ethoxyphenyl)-4-ethyl-2,6-diphenyl-2H-pyrazolo[4,3-c]pyridine 40 was prepared in accordance with general procedure (E) from 4-ethyl-2,6-diphenyl-2H-pyrazolo[4,3-c]pyridin-7-yl)phenol 37 (60 mg, 0.15 mmol), NaH (60%) (7 mg, 0.17 mmol), ethyl iodide (0.014 mL, 0.17 mmol), and DMF (2 mL). The desired compound was obtained after

purification by column chromatography (EtOAc/Hex, 1:4 *v/v*). Yield: 62 mg (97%), yellow crystalline solid, mp = 140–141 °C,  $R_f$  = 0.38 (EtOAc/Hex, 1:3 *v/v*).  $^1\text{H}$  NMR (700 MHz,  $\text{CDCl}_3$ ):  $\delta$  1.42 (3H, t,  $J$  = 7.0 Hz,  $\text{OCH}_2\text{CH}_3$ ), 1.52 (3H, t,  $J$  = 7.6 Hz,  $\text{CH}_2\text{CH}_3$ ), 3.20 (2H, q,  $J$  = 7.6 Hz,  $\text{CH}_2\text{CH}_3$ ), 4.04 (2H, q,  $\text{OCH}_2\text{CH}_3$ ), 6.82–6.88 (2H, m, C7Ph 3,5-H), 7.19–7.23 (1H, m, C6Ph 4-H), 7.23–7.27 (2H, m, C6Ph 3,5-H), 7.37–7.43 (3H, m, NPh 4-H and C6Ph 2,6-H), 7.47–7.52 (4H, m, NPh 3,5-H and C7Ph 2,6-H), 7.88–7.93 (2H, m, NPh 2,6-H), 8.60 (1H, s, 3-H).  $^{13}\text{C}$  NMR (176 MHz,  $\text{CDCl}_3$ ):  $\delta$  13.4 ( $\text{CH}_2\text{CH}_3$ ), 14.9 ( $\text{OCH}_2\text{CH}_3$ ), 30.3 ( $\text{CH}_2\text{CH}_3$ ), 63.2 ( $\text{OCH}_2\text{CH}_3$ ), 114.0 (C7Ph C-3,5), 119.0 (C-3a), 120.4 (C-7), 121.2 (C-3), 121.3 (NPh C-2,6), 126.8 (C6Ph C-4), 127.7 (C6Ph C-3,5), 128.1 (C7Ph C-1), 128.4 (NPh C-4), 129.5 (NPh C-3,5), 130.6 (C6Ph C-2,6), 132.3 (C7Ph C-2,6), 140.1 (NPh C-1), 141.2 (C6Ph C-1), 148.8 (C-6), 152.0 (C-7a), 158.0 (C7Ph C-4), 158.8 (C-4).  $^{15}\text{N}$  NMR (71 MHz,  $\text{CDCl}_3$ ):  $\delta$  -147.6 (N-2), -96.5 (N-1), -83.8 (N-5). IR (KBr,  $\nu$ ,  $\text{cm}^{-1}$ ): 3059 ( $\text{CH}_{\text{arom}}$ ), 2983, 2930 ( $\text{CH}_{\text{aliph}}$ ), 1587, 1506, 1479, 1375, 1244, 1179 (C=C, C=N, C-N), 1047 (C-O), 826, 754, 670, 686 ( $\text{CH}=\text{CH}$  of mono- and disubstituted benzenes). MS ( $\text{ES}^+$ ):  $m/z$  (%): 419 ( $[\text{M} + \text{H}]^+$ , 97). HRMS (ESI) for  $\text{C}_{28}\text{H}_{26}\text{N}_3\text{O}$  ( $[\text{M} + \text{H}]^+$ ): requires 420.2070 and found 420.2070.

#### 4-Ethyl-2,6-diphenyl-7-(4-propoxyphenyl)-2H-pyrazolo[4,3-c]pyridine 41

4-Ethyl-2,6-diphenyl-7-(4-propoxyphenyl)-2H-pyrazolo[4,3-c]pyridine 41 was prepared in accordance with general procedure (E) from (4-ethyl-2,6-diphenyl-2H-pyrazolo[4,3-c]pyridin-7-yl)phenol 37 (60 mg, 0.15 mmol), NaH (60%) (7 mg, 0.17 mmol), 1-iodo propane (0.016 mL, 0.17 mmol), and DMF (2 mL). The desired compound was obtained after purification by column chromatography (EtOAc/Hex, 1:6 *v/v*). Yield: 64 mg (96%), yellow crystalline solid, mp = 117–118 °C,  $R_f$  = 0.41 (EtOAc/Hex, 1:3 *v/v*).  $^1\text{H}$  NMR (700 MHz,  $\text{CDCl}_3$ ):  $\delta$  1.04 (3H, t,  $J$  = 7.4 Hz,  $\text{OCH}_2\text{CH}_2\text{CH}_3$ ), 1.52 (3H, t,  $J$  = 7.6 Hz,  $\text{CH}_2\text{CH}_3$ ), 1.81 (2H, hept,  $J$  = 7.1 Hz,  $\text{OCH}_2\text{CH}_2\text{CH}_3$ ), 3.20 (2H, q,  $J$  = 7.6 Hz,  $\text{CH}_2\text{CH}_3$ ), 3.92 (2H, t,  $J$  = 6.6 Hz,  $\text{OCH}_2\text{CH}_2\text{CH}_3$ ), 6.83–6.87 (2H, m, C7Ph 3,5-H), 7.19–7.22 (1H, m, C6Ph 4-H), 7.23–7.27 (2H, m, C6Ph 3,5-H), 7.37–7.42 (3H, m, C7Ph 2,6-H and NPh 4-H), 7.47–7.51 (4H, m, NPh 3,5-H and C6Ph 2,6-H), 7.88–7.92 (2H, m, NPh 2,6-H), 8.59 (1H, s, 3-H).  $^{13}\text{C}$  NMR (176 MHz,  $\text{CDCl}_3$ ):  $\delta$  10.5 ( $\text{OCH}_2\text{CH}_2\text{CH}_3$ ), 13.4 ( $\text{CH}_2\text{CH}_3$ ), 22.6 ( $\text{OCH}_2\text{CH}_2\text{CH}_3$ ), 30.3 ( $\text{CH}_2\text{CH}_3$ ), 69.3 ( $\text{OCH}_2\text{CH}_2\text{CH}_3$ ), 114.0 (C7Ph C-3,5), 119.0 (C-3a), 120.4 (C-7), 121.2 (C-3), 121.3 (NPh C-2,6), 126.8 (C6Ph C-4), 127.7 (C6Ph C-3,5), 128.0 (C7Ph C-1), 128.3 (NPh C-4), 129.5 (NPh C-3,5), 130.6 (C6Ph C-2,6), 132.3 (C7Ph C-2,6), 140.1 (NPh C-1), 141.2 (C6Ph C-1), 148.8 (C-6), 152.0 (C-7a), 158.2 (C7Ph C-4), 158.8 (C-4).  $^{15}\text{N}$  NMR (71 MHz,  $\text{CDCl}_3$ ):  $\delta$  -147.5 (N-2), -96.2 (N-1), -83.5 (N-5). IR (KBr,  $\nu$ ,  $\text{cm}^{-1}$ ): 3045 ( $\text{CH}_{\text{arom}}$ ), 2970, 2931, 2872 ( $\text{CH}_{\text{aliph}}$ ), 1609, 1588, 1508, 1250, 1242, 1176 (C=C, C=N, C-N), 1041 (C-O), 758, 697, 687 ( $\text{CH}=\text{CH}$  of mono- and disubstituted benzenes). MS ( $\text{ES}^+$ ):  $m/z$  (%): 433 ( $[\text{M} + \text{H}]^+$ , 95). HRMS (ESI) for  $\text{C}_{29}\text{H}_{28}\text{N}_3\text{O}$  ( $[\text{M} + \text{H}]^+$ ): requires 434.2227 and found 434.2227.

#### 4-Ethyl-7-(4-isopropoxyphenyl)-2,6-diphenyl-2H-pyrazolo[4,3-c]pyridine 42

4-Ethyl-7-(4-isopropoxyphenyl)-2,6-diphenyl-2H-pyrazolo[4,3-c]pyridine 42 was prepared in accordance with general procedure (E) from (4-ethyl-2,6-diphenyl-2H-pyrazolo[4,3-c]pyridin-7-yl)phenol 37 (60 mg, 0.15 mmol), NaH (60%) (7 mg, 0.17 mmol), 2-iodo propane (0.016 mL, 0.17 mmol), and DMF (2 mL). The desired compound was obtained after purification by column chromatography (EtOAc/Hex, 1:6 *v/v*). Yield: 52 mg (80%), yellow crystalline solid, mp = 139–140 °C,  $R_f$  = 0.41 (EtOAc/Hex, 1:3 *v/v*).  $^1\text{H}$  NMR (700 MHz,  $\text{CDCl}_3$ ):  $\delta$  1.35 (6H, d,  $J$  = 6.1 Hz,  $\text{CH}(\text{CH}_3)_2$ ), 1.53 (3H, t,  $J$  = 7.6 Hz,  $\text{CH}_2\text{CH}_3$ ), 3.21 (2H, q,  $J$  = 7.6 Hz,  $\text{CH}_2\text{CH}_3$ ), 4.56 (1H, hept,  $J$  = 6.1 Hz, CH), 6.82–6.86 (2H, m, C7Ph 3,5-H), 7.20–7.23 (1H, m, C6Ph 4-H), 7.24–7.27 (2H, m, C6Ph 3,5-H), 7.38–7.43 (3H, m, NPh 4-H and C6Ph 2,6-H), 7.48–7.53 (4H, m, C6Ph 2,6-H and NPh 3,5-H), 7.89–7.94 (2H, m, NPh 2,6-H), 8.61 (1H, s, 3-H).  $^{13}\text{C}$  NMR (176 MHz,  $\text{CDCl}_3$ ):  $\delta$  13.4 ( $\text{CH}_2\text{CH}_3$ ), 22.1 ( $\text{CH}(\text{CH}_3)_2$ ), 30.3 ( $\text{CH}_2\text{CH}_3$ ), 69.7 ( $\text{OCH}_2$ ), 115.3 (C7Ph C-3,5), 119.0 (C-3a), 120.4 (C-7), 121.25 (C-3), 121.29 (NPh C-2,6), 126.8 (C6Ph C-4), 127.7 (C6Ph C-3,5), 127.9 (C7Ph C-1), 128.4 (NPh C-4), 129.5 (NPh C-3,5), 130.6 (C6Ph C-2,6), 132.3 (C7Ph C-2,6), 140.2 (NPh C-1), 141.2 (C6Ph C-1), 148.8 (C-6), 152.0 (C-7a), 156.9 (C7Ph C-4), 158.8 (C-4).  $^{15}\text{N}$  NMR (71 MHz,  $\text{CDCl}_3$ ):  $\delta$

−147.5 (N-2), −96.2 (N-1), −83.6 (N-5). IR (KBr,  $\nu$ ,  $\text{cm}^{-1}$ ): 3124, 3063 ( $\text{CH}_{\text{arom}}$ ), 2971, 2933 ( $\text{CH}_{\text{aliph}}$ ), 1608, 1588, 1507, 1280, 1238, 1182 (C=C, C=N, C–N), 1036 (C–O), 765, 702, 694 ( $\text{CH}=\text{CH}$  of mono- and disubstituted benzenes). MS ( $\text{ES}^+$ ):  $m/z$  (%): 433 ( $[\text{M} + \text{H}]^+$ , 97). HRMS (ESI) for  $\text{C}_{29}\text{H}_{28}\text{N}_3\text{O}$  ( $[\text{M} + \text{H}]^+$ ): requires 434.2227 and found 434.2227.

### 3.3. Optical Properties

The UV–vis spectra of  $10^{-4}$  mol solutions of the compounds in THF were recorded on a Shimadzu 2600 UV/vis spectrometer. The fluorescence spectra were recorded on an FL920 fluorescence spectrometer from Edinburgh Instruments. The PL quantum yields ( $\Phi_f$ ) were measured from dilute THF solutions by an absolute method using the Edinburgh Instruments integrating sphere excited with a Xe lamp. The optical densities of the sample solutions were ensured to be below 0.1 to avoid reabsorption effects. All optical measurements were performed at room temperature under ambient conditions.

A Britton–Robinson buffer (a solution consisting of 0.04 M  $\text{H}_3\text{PO}_4$ , 0.04 M  $\text{CH}_3\text{COOH}$ , and 0.04 M  $\text{H}_3\text{BO}_3$ ) was used to evaluate the pH dependence of the spectral characteristics of the compounds. The final pH values of the solutions were adjusted by 0.2 M NaOH.

- Stock solutions (4 mM) of the compounds were prepared in DMSO and further diluted in a Britton–Robinson buffer to a final concentration of 2  $\mu\text{M}$  for spectroscopic analyses. Absorption spectra at pH 5, 7, and 9 for all compounds and in the 2–11 pH range with 0.5 step for selected compounds were measured using a Specord 250 Plus spectrophotometer in appropriate Britton–Robinson buffers. The spectra were measured in the 240–450 nm interval with a step of 1 nm, a 1 nm bandpass, and an integration time of 0.5 s. The samples were placed into a quartz cuvette with an optical path of 1 cm. The baseline was measured for the cuvette containing the solvent only.
- The steady-state excitation and emission spectra of 2  $\mu\text{M}$  solutions of all the compounds at pH 5, 7, and 9 and in the 2–11 pH range with a 0.5 step for selected compounds were recorded on a Fluorolog-3 fluorimeter in the quartz cuvette with the 1 cm optical path (both in excitation and emission). Bandpasses in both the excitation and emission monochromator were set to 2 nm, and the spectra were scanned with the 1 nm step and an integration time 0.2 s per data point at 22 °C. Emission spectra were recorded in a 370–700 nm range with excitation at 360 nm.
- The quantum yield was estimated via integration of the fluorescence intensity over a range of 370–700 nm, and a 2.5  $\mu\text{M}$  quinine sulphate solution in 0.05 M  $\text{H}_2\text{SO}_4$  was used as a standard ( $\Phi_f = 60\%$ ) [76].

### 3.4. Biology

#### 3.4.1. Cell Cultures

Human cell lines were obtained from European Collection of Authenticated Cell Cultures (K562, MCF-7) or Cell Lines Service (MV4-11), and they were cultivated according to the provider's instructions. Briefly, the MCF-7 and K562 cell lines were maintained in a DMEM medium (Sigma-Aldrich, St. Louis, MO, USA), and the MV4-11 cell line was maintained in an RPMI-1640 medium. All media were supplemented with 10% foetal bovine serum (Biowest, Nuaille, France), penicillin (100 U/mL; Sigma-Aldrich, St. Louis, MO, USA), and streptomycin (100 mg/mL; Sigma-Aldrich, St. Louis, MO, USA), and cells were cultivated at 37 °C in 5%  $\text{CO}_2$ .

#### 3.4.2. Antiproliferative Activity Assay

Cells were treated in triplicate with six different doses of each compound for 72 h. After treatment, an MTT solution (Sigma-Aldrich, St. Louis, MO, USA) was added for 4 h, the formazan was subsequently dissolved by adding a 10% SDS solution (Sigma-Aldrich, St. Louis, USA), and absorbance was measured at 570 nm using a Tecan M200Pro microplate reader (Biotek, Winooski, VT, USA). The  $\text{GI}_{50}$  value, the drug concentration lethal to 50% of the cells, was calculated from the dose–response curves. Flavopiridol (MedChemExpress, Monmouth Junction, NJ, USA) was used as a reference drug.

### 3.4.3. Immunoblotting

After the treatment of the K562 cells, lysates in a RIPA buffer were prepared and proteins were separated on SDS-polyacrylamide gels and electroblotted onto nitrocellulose membranes. After blocking, overnight incubation with specific primary antibodies, and incubation with peroxidase-conjugated secondary antibodies, the peroxidase activity was detected with SuperSignal West Pico reagents (Thermo Scientific, Waltham, MA, USA) using a CCD camera LAS-4000 (Fujifilm, Tokyo, Japan). All primary antibodies were diluted in TBS containing 4% BSA and 0.1% Tween 20. The specific antibodies were purchased from Cell Signalling (Danvers, MA, USA; anti-PARP-1, clone 46D11; anti-cleaved caspase 9, clone E5Z7N; HRP-linked secondary antibodies), Sigma-Aldrich (St. Louis, MO, USA; anti-LC3B), and Santa Cruz Biotechnology (Dallas, TX, USA; anti- $\beta$ -Actin, clone C4), or they were kindly gifted by dr. B. Vojtěšek (Masaryk Memorial Cancer Institute, Brno, Czech Republic; anti-PCNA, clone PC-10).

### 3.4.4. Flow Cytometry

Asynchronously growing K562 cells were treated with a 10  $\mu$ M concentration of test compounds for 24, 48, and 72 h, and 30 min before the end of incubation, the cells were labelled with 10  $\mu$ M BrdU (Sigma-Aldrich, St. Louis, MO, USA) for 30 min. Subsequently, the cells were washed in PBS, fixed with ice-cold 70% ethanol, and denatured in 2 M HCl. After neutralization, the cells were stained with an anti-BrdU FITC-labelled antibody (eBioscience, San Diego, CA, USA) and propidium iodide (Sigma-Aldrich, St. Louis, MO, USA). Samples were then analysed by flow cytometry using a 488 nm laser (BD FACS Verse with software BD FACSuite™, version 1.0.6.; BD, Franklin Lakes, NJ, USA).

## 4. Conclusions

An efficient synthesis of 2,4,6,7-tetrasubstituted-2*H*-pyrazolo[4,3-*c*]pyridine derivatives was developed starting from easily accessible 1-phenyl-3-(2-phenylethynyl)-1*H*-pyrazole-4-carbaldehyde. The obtained compounds were evaluated for their antiproliferative activity against three cancer cell lines. Out of them, 4-(2,6-diphenyl-2*H*-pyrazolo[4,3-*c*]pyridin-7-yl)phenol **23** proved to be the most active, and further experiments revealed that it blocks proliferation and induces cell death in K562 cells. Moreover, the majority of the compounds were revealed to be pH-sensitive, and 7-(4-methoxyphenyl)-2,6-diphenyl-2*H*-pyrazolo[4,3-*c*]pyridine was found out to enable both fluorescence-intensity-based and ratiometric pH sensing.

**Supplementary Materials:** The following are available online. Scheme S1: Synthesis of 1-phenyl-3-(phenylethynyl)-1*H*-pyrazole-4-carbaldehyde (**2**) by previously published procedures. Table S1: Fundamental absorption and fluorescence characteristics of compounds **18–42** in THF ( $\lambda_{\text{ex}} = 350$  nm). Table S2: Fundamental absorption and fluorescence characteristics of compounds **18–42** in a Britton–Robinson buffer at pH 5, 7, and 9 ( $\lambda_{\text{ex}} = 360$  nm). Figure S1: Fluorescence spectra ( $\lambda_{\text{ex}} = 360$  nm) and titration profiles for compounds **18** and **21** in a Britton–Robinson buffer at pH 2–11. Figures S2–S147:  $^1\text{H}$ ,  $^{13}\text{C}$ , NMR and HRMS (ESI-TOF) spectra of compounds **3–42**,  $^{19}\text{F}$  spectra of compounds **34** and **35**, and  $^1\text{H}$ – $^{15}\text{N}$  HMBC spectra of compounds **13**, **15**, **16**, **18**, **20–24**, and **26–42**.

**Author Contributions:** Conceptualization, A.Š. and V.K.; methodology, E.A.; formal analysis, B.R., E.Ř. and M.K.; investigation, B.R., E.Ř., V.D., R.O. and M.K.; resources, A.Š., E.A. and V.K.; data curation, E.A. and V.K.; writing—original draft preparation, B.R., E.Ř., M.K. and A.Ž.; writing—review and editing, A.Ž.; visualization, E.Ř., R.O. and A.Ž.; supervision, A.Ž., V.K. and E.A.; funding acquisition, V.K. and E.A. All authors have read and agreed to the published version of the manuscript.

**Funding:** This research was funded by the European Regional Development Fund (Project ENOCH, No. CZ.02.1.01/0.0/0.0/16\_019/0000868) and by the Research Council of Lithuania (No. S-MIP-20-60).

**Institutional Review Board Statement:** Not applicable.

**Informed Consent Statement:** Not applicable.

**Data Availability Statement:** The data that support the findings of this study are available upon request.

**Acknowledgments:** The authors are grateful to A. Bieliauskas (Kaunas University of Technology) for preliminary fluorescence measurements.

**Conflicts of Interest:** The authors declare no conflict of interest. The funders had no role in the design of the study; in the collection, analyses, or interpretation of data; in the writing of the manuscript, or in the decision to publish the results.

**Sample Availability:** Not available.

## References

1. Kumar, V.; Kaur, K.; Gupta, G.K.; Sharma, A.K. Pyrazole containing natural products: Synthetic preview and biological significance. *Eur. J. Med. Chem.* **2013**, *69*, 735–753. [[CrossRef](#)]
2. Ansari, A.; Ali, A.; Asif, M. Shamsuzzaman Review: Biologically active pyrazole derivatives. *New J. Chem.* **2017**, *41*, 16–41. [[CrossRef](#)]
3. Kucukguzel, S.G.; Senkardes, S. Recent advances in bioactive pyrazoles. *Eur. J. Med. Chem.* **2015**, *97*, 786–815. [[CrossRef](#)]
4. Varvuolytė, G.; Malina, L.; Bieliauskas, A.; Hošíková, B.; Simerská, H.; Kolářová, H.; Kleizienė, N.; Kryštof, V.; Šačkus, A.; Žukauskaitė, A. Synthesis and photodynamic properties of pyrazole-indole hybrids in the human skin melanoma cell line G361. *Dyes Pigment.* **2020**, *183*, 108666. [[CrossRef](#)]
5. Jayaraj, R.L.; Elangovan, N.; Dhanalakshmi, C.; Manivasagam, T.; Essa, M.M. CNB-001, a novel pyrazole derivative mitigates motor impairments associated with neurodegeneration via suppression of neuroinflammatory and apoptotic response in experimental Parkinson's disease mice. *Chem. Biol. Interact.* **2014**, *220*, 149–157. [[CrossRef](#)] [[PubMed](#)]
6. Milišiušaitė, V.; Kadlecová, A.; Žukauskaitė, A.; Doležal, K.; Strnad, M.; Voller, J.; Arbačiauskienė, E.; Holzer, W.; Šačkus, A. Synthesis and anthelmintic activity of benzopyrano[2,3-c]pyrazol-4(2H)-one derivatives. *Mol. Divers.* **2020**, *24*, 1025–1042. [[CrossRef](#)] [[PubMed](#)]
7. Horrocks, P.; Pickard, M.R.; Parekh, H.H.; Patel, S.P.; Pathak, R.B. Synthesis and biological evaluation of 3-(4-chlorophenyl)-4-substituted pyrazole derivatives. *Org. Biomol. Chem.* **2013**, *11*, 4891–4898. [[CrossRef](#)] [[PubMed](#)]
8. Masih, A.; Agnihotri, A.K.; Srivastava, J.K.; Pandey, N.; Bhat, H.R.; Singh, U.P. Discovery of novel pyrazole derivatives as a potent anti-inflammatory agent in RAW264.7 cells via inhibition of NF-κB for possible benefit against SARS-CoV-2. *J. Biochem. Mol. Toxicol.* **2020**, *35*, e22656. [[CrossRef](#)]
9. Gogoi, P.; Shakya, A.; Ghosh, S.K.; Gogoi, N.; Gahtori, P.; Singh, N.; Bhattacharyya, D.R.; Singh, U.P.; Bhat, H.R. In silico study, synthesis, and evaluation of the antimalarial activity of hybrid dimethoxy pyrazole 1,3,5-triazine derivatives. *J. Biochem. Mol. Toxicol.* **2020**, *35*, e22682. [[CrossRef](#)]
10. Karrouchi, K.; Radi, S.; Ramli, Y.; Taoufik, J.; Mabkhot, Y.N.; Al-Aizari, F.A.; Ansar, M. Synthesis and Pharmacological Activities of Pyrazole Derivatives: A Review. *Molecules* **2018**, *23*, 134. [[CrossRef](#)]
11. Khan, M.F.; Alam, M.M.; Verma, G.; Akhtar, W.; Akhter, M.; Shaquiquzzaman, M. The therapeutic voyage of pyrazole and its analogs: A review. *Eur. J. Med. Chem.* **2016**, *120*, 170–201. [[CrossRef](#)] [[PubMed](#)]
12. Rizk, H.F.; El-Badawi, M.A.; Ibrahim, S.A.; El-Borai, M.A. Synthesis of some novel heterocyclic dyes derived from pyrazole derivatives. *Arab. J. Chem.* **2011**, *4*, 37–44. [[CrossRef](#)]
13. Karabacak, Ç.; Tilki, T.; Tuncer, B.Ö.; Cengiz, M. Antimicrobial pyrazole dyes: Synthesis, characterization, and absorption characteristics. *Res. Chem. Intermed.* **2015**, *41*, 1985–1999. [[CrossRef](#)]
14. Göttinger, A.C.; Theßling, F.A.; Hoppe, C.; Müller, T.J.J. One-Pot Coupling-Coupling-Cyclocondensation Synthesis of Fluorescent Pyrazoles. *J. Org. Chem.* **2016**, *81*, 10328–10338. [[CrossRef](#)]
15. Milišiušaitė, V.; Arbačiauskienė, E.; Bieliauskas, A.; Vilkauskaitė, G.; Šačkus, A.; Holzer, W. Synthesis of pyrazolo[4',3':3,4]pyrido[1,2-a]benzimidazoles and related new ring systems by tandem cyclisation of vic-alkynylpyrazole-4-carbaldehydes with (het)aryl-1,2-diamines and investigation of their optical properties. *Tetrahedron* **2015**, *71*, 3385–3395. [[CrossRef](#)]
16. Tigreros, A.; Portilla, J. Recent progress in chemosensors based on pyrazole derivatives. *RSC Adv.* **2020**, *10*, 19693–19712. [[CrossRef](#)]
17. Nayak, N.; Prasad, K.S.; Pillai, R.R.; Armaković, S.; Armaković, S.J. Remarkable colorimetric sensing behavior of pyrazole-based chemosensor towards Cu(II) ion detection: Synthesis, characterization and theoretical investigations. *RSC Adv.* **2018**, *8*, 18023–18029. [[CrossRef](#)]
18. Mandal, A.K.; Suresh, M.; Suresh, E.; Mishra, S.K.; Mishra, S.; Das, A. A chemosensor for heavy-transition metal ions in mixed aqueous-organic media. *Sens. Actuators B Chem.* **2010**, *145*, 32–38. [[CrossRef](#)]
19. Swami, S.; Agarwala, A.; Behera, D.; Shrivastava, R. Diaminomaleonitrile based chromo-fluorescent receptor molecule for selective sensing of Mn(II) and Zn(II) ions. *Sens. Actuators B Chem.* **2018**, *260*, 1012–1017. [[CrossRef](#)]
20. Moura, N.M.M.; Núñez, C.; Santos, S.M.; Faustino, M.A.F.; Cavaleiro, J.A.S.; Neves, M.G.P.M.S.; Capelo, J.L.; Lodeiro, C. Synthesis, Spectroscopy Studies, and Theoretical Calculations of New Fluorescent Probes Based on Pyrazole Containing Porphyrins for Zn(II), Cd(II), and Hg(II) Optical Detection. *Inorg. Chem.* **2014**, *53*, 6149–6158. [[CrossRef](#)] [[PubMed](#)]

21. Garzón, L.-M.; Portilla, J. Synthesis of Novel D- $\pi$ -A Dyes for Colorimetric Cyanide Sensing Based on Hemicyanine-Functionalized *N*-(2-Pyridyl)pyrazoles. *Eur. J. Org. Chem.* **2019**, 2019, 7079–7088. [[CrossRef](#)]
22. Orrego-Hernández, J.; Portilla, J. Synthesis of Dicyanovinyl-Substituted 1-(2-Pyridyl)pyrazoles: Design of a Fluorescent Chemosensor for Selective Recognition of Cyanide. *J. Org. Chem.* **2017**, *82*, 13376–13385. [[CrossRef](#)]
23. Lee, H.; Berezin, M.Y.; Tang, R.; Zhegalova, N.; Achilefu, S. Pyrazole-substituted near-infrared cyanine dyes exhibit pH-dependent fluorescence lifetime properties. *Photochem. Photobiol.* **2013**, *89*, 326–331. [[CrossRef](#)]
24. Wang, F.; Duan, H.; Xing, D.; Yang, G. Novel Turn-on Fluorescence Probes for Al<sup>3+</sup> Based on Conjugated Pyrazole Schiff Base. *J. Fluoresc.* **2017**, *27*, 1721–1727. [[CrossRef](#)] [[PubMed](#)]
25. Naskar, B.; Das, K.; Mondal, R.R.; Maiti, D.K.; Requena, A.; Cerón-Carrasco, J.P.; Prodhon, C.; Chaudhuri, K.; Goswami, S. A new fluorescence turn-on chemosensor for nanomolar detection of Al<sup>3+</sup> constructed from a pyridine–pyrazole system. *New J. Chem.* **2018**, *42*, 2933–2941. [[CrossRef](#)]
26. Islam, A.S.M.; Bhowmick, R.; Mohammad, H.; Katarkar, A.; Chaudhuri, K.; Ali, M. A novel 8-hydroxyquinoline-pyrazole based highly sensitive and selective Al(III) sensor in a purely aqueous medium with intracellular application: Experimental and computational studies. *New J. Chem.* **2016**, *40*, 4710–4719. [[CrossRef](#)]
27. Ciupa, A.; Mahon, M.F.; De Bank, P.A.; Caggiano, L. Simple pyrazoline and pyrazole “turn on” fluorescent sensors selective for Cd<sup>2+</sup> and Zn<sup>2+</sup> in MeCN. *Org. Biomol. Chem.* **2012**, *10*, 8753. [[CrossRef](#)]
28. Liu, J.; Yee, K.K.; Lo, K.K.W.; Zhang, K.Y.; To, W.P.; Che, C.M.; Xu, Z. Selective Ag(I) binding, H<sub>2</sub>S sensing, and white-light emission from an easy-to-make porous conjugated polymer. *J. Am. Chem. Soc.* **2014**, *136*, 2818–2824. [[CrossRef](#)]
29. Dhara, A.; Guchhait, N.; Mukherjee, I.; Mukherjee, A.; Chandra Bhattacharya, S. A novel pyrazole based single molecular probe for multi-analyte (Zn<sup>2+</sup> and Mg<sup>2+</sup>) detection in human gastric adenocarcinoma cells. *RSC Adv.* **2016**, *6*, 105930–105939. [[CrossRef](#)]
30. Paitandi, R.P.; Sharma, V.; Singh, V.D.; Dwivedi, B.K.; Mobin, S.M.; Pandey, D.S. Pyrazole appended quinoline-BODIPY based arene ruthenium complexes: Their anticancer activity and potential applications in cellular imaging. *Dalton Trans.* **2018**, *47*, 17500–17514. [[CrossRef](#)]
31. Paitandi, R.P.; Mukhopadhyay, S.; Singh, R.S.; Sharma, V.; Mobin, S.M.; Pandey, D.S. Anticancer Activity of Iridium(III) Complexes Based on a Pyrazole-Appended Quinoline-Based BODIPY. *Inorg. Chem.* **2017**, *56*, 12232–12247. [[CrossRef](#)]
32. Faderl, S.; Pal, A.; Bornmann, W.; Albitar, M.; Maxwell, D.; Van, Q.; Peng, Z.; Harris, D.; Liu, Z.; Hazan-Halevy, I.; et al. Kit inhibitor APCK110 induces apoptosis and inhibits proliferation of acute myeloid leukemia cells. *Cancer Res.* **2009**, *69*, 3910–3917. [[CrossRef](#)]
33. Faderl, S.; Bueso-Ramos, C.; Liu, Z.; Pal, A.; Bornmann, W.; Ciurea, D.V.; Harris, D.; Hazan-Halevy, I.; Kantarjian, H.M.; Estrov, Z. Kit inhibitor APCK110 extends survival in an AML xenograft mouse model. *Investig. New Drugs* **2011**, *29*, 1094–1097. [[CrossRef](#)]
34. Faderl, S.; Bornmann, W.; Maxwell, D.; Pal, A.; Peng, Z.-H.; Shavrin, A.; Harris, D.; Van, Q.; Zhiming, L.; Verstovsek, S.; et al. APCK110, a Novel and Potent Inhibitor of c-Kit, Blocks Phosphorylation of AKT and STAT3, Induces Apoptosis, and Inhibits Proliferation of Acute Myeloid Leukemia (AML) Cells. *Blood* **2006**, *108*, 153. [[CrossRef](#)]
35. Nam, Y.; Hwang, D.; Kim, N.; Seo, H.-S.; Selim, K.B.; Sim, T. Identification of 1*H*-pyrazolo[3,4-*b*]pyridine derivatives as potent ALK-L1196M inhibitors. *J. Enzym. Inhib. Med. Chem.* **2019**, *34*, 1426–1438. [[CrossRef](#)] [[PubMed](#)]
36. Czodrowski, P.; Mallinger, A.; Wienke, D.; Esdar, C.; Pöschke, O.; Busch, M.; Rohdich, F.; Eccles, S.A.; Ortiz-Ruiz, M.J.; Schneider, R.; et al. Structure-Based Optimization of Potent, Selective, and Orally Bioavailable CDK8 Inhibitors Discovered by High-Throughput Screening. *J. Med. Chem.* **2016**, *59*, 9337–9349. [[CrossRef](#)]
37. Yoshida, T.; Oki, H.; Doi, M.; Fukuda, S.; Yuzuriha, T.; Tabata, R.; Ishimoto, K.; Kawahara, K.; Ohkubo, T.; Miyachi, H.; et al. Structural Basis for PPAR $\alpha$  Activation by 1*H*-pyrazolo-[3,4-*b*]pyridine Derivatives. *Sci. Rep.* **2020**, *10*, 7623. [[CrossRef](#)]
38. El-Gohary, N.S.; Gabr, M.T.; Shaaban, M.I. Synthesis, molecular modeling and biological evaluation of new pyrazolo[3,4-*b*]pyridine analogs as potential antimicrobial, antiquorum-sensing and anticancer agents. *Bioorg. Chem.* **2019**, *89*, 102976. [[CrossRef](#)]
39. Park, C.M.; Jadhav, V.B.; Song, J.-H.; Lee, S.; Won, H.Y.; Choi, S.U.; Son, Y.H. 3-Amino-1*H*-pyrazolopyridine Derivatives as a Maternal Embryonic Leucine Zipper Kinase Inhibitor. *Bull. Korean Chem. Soc.* **2017**, *38*, 595–602. [[CrossRef](#)]
40. Howard, S.; Amin, N.; Benowitz, A.B.; Chiarparin, E.; Cui, H.; Deng, X.; Heightman, T.D.; Holmes, D.J.; Hopkins, A.; Huang, J.; et al. Fragment-based discovery of 6-azaindazoles as inhibitors of bacterial DNA ligase. *ACS Med. Chem. Lett.* **2013**, *4*, 1208–1212. [[CrossRef](#)] [[PubMed](#)]
41. Engers, D.W.; Bollinger, S.R.; Engers, J.L.; Panarese, J.D.; Breiner, M.M.; Gregro, A.; Blobaum, A.L.; Bronson, J.J.; Wu, Y.J.; Macor, J.E.; et al. Discovery and characterization of *N*-(1,3-dialkyl-1*H*-indazol-6-yl)-1*H*-pyrazolo[4,3-*b*]pyridin-3-amine scaffold as mGlu<sub>4</sub> positive allosteric modulators that mitigate CYP1A2 induction liability. *Bioorg. Med. Chem. Lett.* **2018**, *28*, 2641–2646. [[CrossRef](#)]
42. Engers, D.W.; Blobaum, A.L.; Gogliotti, R.D.; Cheung, Y.Y.; Salovich, J.M.; Garcia-Barrantes, P.M.; Daniels, J.S.; Morrison, R.; Jones, C.K.; Soars, M.G.; et al. Discovery, Synthesis, and Preclinical Characterization of *N*-(3-Chloro-4-fluorophenyl)-1*H*-pyrazolo[4,3-*b*]pyridin-3-amine (VU0418506), a Novel Positive Allosteric Modulator of the Metabotropic Glutamate Receptor 4 (mGlu<sub>4</sub>). *ACS Chem. Neurosci.* **2016**, *7*, 1192–1200. [[CrossRef](#)] [[PubMed](#)]
43. Giannouli, V.; Lougiakis, N.; Kostakis, I.K.; Pouli, N.; Marakos, P.; Skaltsounis, A.-L.; Horne, D.A.; Nam, S.; Gioti, K.; Tenta, R. Design and Synthesis of New Substituted Pyrazolopyridines with Potent Antiproliferative Activity. *Med. Chem.* **2020**, *16*, 176–191. [[CrossRef](#)] [[PubMed](#)]



44. Michailidou, M.; Giannouli, V.; Kotsikoris, V.; Papadodima, O.; Kontogianni, G.; Kostakis, I.K.; Lougiakis, N.; Chatziioannou, A.; Kolisis, F.N.; Marakos, P.; et al. Novel pyrazolopyridine derivatives as potential angiogenesis inhibitors: Synthesis, biological evaluation and transcriptome-based mechanistic analysis. *Eur. J. Med. Chem.* **2016**, *121*, 143–157. [[CrossRef](#)] [[PubMed](#)]
45. Li, S.L.; Zhou, Y.; Lu, W.Q.; Zhong, Y.; Song, W.L.; Liu, K.D.; Huang, J.; Zhao, Z.J.; Xu, Y.F.; Liu, X.F.; et al. Identification of Inhibitors against p90 ribosomal S6 kinase 2 (RSK2) through structure-based virtual screening with the inhibitor-constrained refined homology model. *J. Chem. Inf. Model.* **2011**, *51*, 2939–2947. [[CrossRef](#)]
46. Smyth, L.A.; Matthews, T.P.; Collins, I. Design and evaluation of 3-aminopyrazolopyridinone kinase inhibitors inspired by the natural product indirubin. *Bioorg. Med. Chem.* **2011**, *19*, 3569–3578. [[CrossRef](#)] [[PubMed](#)]
47. Vilkauskaitė, G.; Schaaf, P.; Šačkus, A.; Krystof, V.; Holzer, W. Synthesis of pyridyl substituted pyrazolo[4,3-*c*]pyridines as potential inhibitors of protein kinases. *Arkivoc* **2014**, *2014*, 135–149. [[CrossRef](#)]
48. Holzer, W.; Vilkauskaitė, G.; Arbačiauskienė, E.; Šačkus, A. Dipyrzolo[1,5-*a*:4',3'-*c*]pyridines—A new heterocyclic system accessed via multicomponent reaction. *Beilstein J. Org. Chem.* **2012**, *8*, 2223–2229. [[CrossRef](#)]
49. Palka, B.; Di Capua, A.; Anzini, M.; Vilkauskaitė, G.; Šačkus, A.; Holzer, W. Synthesis of trifluoromethyl-substituted pyrazolo[4,3-*c*]pyridines—Sequential versus multicomponent reaction approach. *Beilstein J. Org. Chem.* **2014**, *10*, 1759–1764. [[CrossRef](#)]
50. Vilkauskaitė, G.; Šačkus, A.; Holzer, W. Sonogashira-type reactions with 5-chloro-1-phenyl-1*H*-pyrazole-4-carbaldehydes: A straightforward approach to pyrazolo[4,3-*c*]pyridines. *Eur. J. Org. Chem.* **2011**, *2011*, 5123–5133. [[CrossRef](#)]
51. Arbačiauskienė, E.; Laukaitytė, V.; Holzer, W.; Šačkus, A. Metal-Free Intramolecular Alkyne-Azide Cycloaddition To Construct the Pyrazolo[4,3-*f*][1,2,3]triazolo[5,1-*c*][1,4]oxazepine Ring System. *Eur. J. Org. Chem.* **2015**, *2015*, 5663–5670. [[CrossRef](#)]
52. Arbačiauskienė, E.; Vilkauskaitė, G.; Šačkus, A.; Holzer, W. Ethyl 3-and 5-triflyloxy-1*H*-pyrazole-4-carboxylates in the synthesis of condensed pyrazoles by Pd-catalysed cross-coupling reactions. *Eur. J. Org. Chem.* **2011**, *2011*, 1880–1890. [[CrossRef](#)]
53. Bieliauskas, A.; Krikštolaitytė, S.; Holzer, W.; Šačkus, A. Ring-closing metathesis as a key step to construct 2,6-dihydropyrano[2,3-*c*]pyrazole ring system. *Arkivoc* **2018**, *2018*, 296–307. [[CrossRef](#)]
54. Milišiūnaitė, V.; Arbačiauskienė, E.; Řezníčková, E.; Jorda, R.; Malínková, V.; Žukauskaitė, A.; Holzer, W.; Šačkus, A.; Kryštof, V. Synthesis and anti-mitotic activity of 2,4- or 2,6-disubstituted- and 2,4,6-trisubstituted-2*H*-pyrazolo[4,3-*c*]pyridines. *Eur. J. Med. Chem.* **2018**, *150*, 908–919. [[CrossRef](#)] [[PubMed](#)]
55. Milišiūnaitė, V.; Plytninkienė, E.; Bakšienė, R.; Bieliauskas, A.; Krikštolaitytė, S.; Račkauskienė, G.; Arbačiauskienė, E.; Šačkus, A. Convenient Synthesis of Pyrazolo[4',3':5,6]pyrano[4,3-*c*][1,2]oxazoles via Intramolecular Nitrile Oxide Cycloaddition. *Molecules* **2021**, *26*, 5604. [[CrossRef](#)]
56. Arbačiauskienė, E.; Martynaitis, V.; Krikštolaitytė, S.; Holzer, W.; Šačkus, A. Synthesis of 3-substituted 1-phenyl-1*H*-pyrazole-4-carbaldehydes and the corresponding ethanones by Pd-catalysed cross-coupling reactions. *Arkivoc* **2011**, *2011*, 1–21. [[CrossRef](#)]
57. Pompeu, T.E.T.; Alves, F.R.S.; Figueiredo, C.D.M.; Antonio, C.B.; Herzfeldt, V.; Moura, B.C.; Rates, S.M.K.; Barreiro, E.J.; Fraga, C.A.M.; Noël, F. Synthesis and pharmacological evaluation of new *N*-phenylpiperazine derivatives designed as homologues of the antipsychotic lead compound LASSBio-579. *Eur. J. Med. Chem.* **2013**, *66*, 122–134. [[CrossRef](#)]
58. Riva, E.; Gagliardi, S.; Martinelli, M.; Passarella, D.; Vigo, D.; Rencurosi, A. Reaction of Grignard reagents with carbonyl compounds under continuous flow conditions. *Tetrahedron* **2010**, *66*, 3242–3247. [[CrossRef](#)]
59. Goebel, M.T.; Marvel, C.S. The Oxidation of Grignard Reagents. *J. Am. Chem. Soc.* **1933**, *55*, 1693–1696. [[CrossRef](#)]
60. Besset, C.; Chambert, S.; Fenet, B.; Queneau, Y. Direct azidation of unprotected carbohydrates under Mitsunobu conditions using hydrazoic acid. *Tetrahedron Lett.* **2009**, *50*, 7043–7047. [[CrossRef](#)]
61. Mitsunobu, O. The Use of Diethyl Azodicarboxylate and Triphenylphosphine in Synthesis and Transformation of Natural Products. *Synthesis* **1981**, *1981*, 1–28. [[CrossRef](#)]
62. Bräse, S.; Banert, K. *Organic Azides: Syntheses and Applications*; John Wiley: New York, NY, USA, 2010; ISBN 9780470519981.
63. Semina, E.; Žukauskaitė, A.; Šačkus, A.; De Kimpe, N.; Mangelinckx, S. Selective Elaboration of Aminodiols towards Small Ring  $\alpha$ - and  $\beta$ -Amino Acid Derivatives that Incorporate an Aziridine, Azetidone, or Epoxide Scaffold. *Eur. J. Org. Chem.* **2016**, *2016*, 1720–1731. [[CrossRef](#)]
64. Peterson, T.; Streamland, T.; Awad, A. A Tractable and Efficient One-Pot Synthesis of 5'-Azido-5'-deoxyribonucleosides. *Molecules* **2014**, *19*, 2434–2444. [[CrossRef](#)]
65. Kuroda, K.; Hayashi, Y.; Mukaiyama, T. Conversion of tertiary alcohols to *tert*-alkyl azides by way of quinone-mediated oxidation–reduction condensation using alkyl diphenylphosphinites. *Tetrahedron* **2007**, *63*, 6358–6364. [[CrossRef](#)]
66. Fischer, D.; Tomeba, H.; Pahadi, N.K.; Patil, N.T.; Huo, Z.; Yamamoto, Y. Iodine-Mediated Electrophilic Cyclization of 2-Alkynyl-1-methylene Azide Aromatics Leading to Highly Substituted Isoquinolines and Its Application to the Synthesis of Norchelerythrine. *J. Am. Chem. Soc.* **2008**, *130*, 15720–15725. [[CrossRef](#)]
67. Žukauskaitė, Ž.; Buinauskaitė, V.; Solovjova, J.; Malinauskaitė, L.; Kveselytė, A.; Bieliauskas, A.; Ragaitė, G.; Šačkus, A. Microwave-assisted synthesis of new fluorescent indoline-based building blocks by ligand free Suzuki-Miyaura cross-coupling reaction in aqueous media. *Tetrahedron* **2016**, *72*, 2955–2963. [[CrossRef](#)]
68. Aoi, W.; Marunaka, Y. Importance of pH Homeostasis in Metabolic Health and Diseases: Crucial Role of Membrane Proton Transport. *Biomed Res. Int.* **2014**, *2014*, 598986. [[CrossRef](#)]
69. Han, J.; Burgess, K. Fluorescent indicators for intracellular pH. *Chem. Rev.* **2010**, *110*, 2709–2728. [[CrossRef](#)]
70. Tchaikovskaya, O.N.; Sokolova, I.V.; Kuznetsova, R.T.; Swetlitchnyi, V.A.; Kopylova, T.N.; Mayer, G.V. Fluorescence investigations of phenol phototransformation in aqueous solutions. *J. Fluoresc.* **2000**, *10*, 403–408. [[CrossRef](#)]

71. Diamantopoulos, P.T.; Sofotasiou, M.; Papadopoulou, V.; Polonyfi, K.; Iliakis, T.; Viniou, N.A. PARP1-driven apoptosis in chronic lymphocytic leukemia. *Biomed Res. Int.* **2014**, *2014*, 106713. [[CrossRef](#)]
72. Brady, S.C.; Allan, L.A.; Clarke, P.R. Regulation of Caspase 9 through Phosphorylation by Protein Kinase C Zeta in Response to Hyperosmotic Stress. *Mol. Cell. Biol.* **2005**, *25*, 10543–10555. [[CrossRef](#)]
73. Hansen, T.E.; Johansen, T. Following autophagy step by step. *BMC Biol.* **2011**, *9*, 39. [[CrossRef](#)]
74. Stoimenov, I.; Helleday, T. PCNA on the crossroad of cancer. *Biochem. Soc. Trans.* **2009**, *37*, 605–613. [[CrossRef](#)]
75. Wilson, G.D.; McNally, N.J.; Dische, S.; Saunders, M.I.; Des Rochers, C.; Lewis, A.A.; Bennett, M.H. Measurement of cell kinetics in human tumours in vivo using bromodeoxyuridine incorporation and flow cytometry. *Br. J. Cancer* **1988**, *58*, 423–431. [[CrossRef](#)]
76. Suzuki, K.; Kobayashi, A.; Kaneko, S.; Takehira, K.; Yoshihara, T.; Ishida, H.; Shiina, Y.; Oishi, S.; Tobita, S. Reevaluation of absolute luminescence quantum yields of standard solutions using a spectrometer with an integrating sphere and a back-thinned CCD detector. *Phys. Chem. Chem. Phys.* **2009**, *11*, 9850–9860. [[CrossRef](#)]